

TriaAir[®]

Ventilationsanlæg

Tekniske data

J Prime 25_20, 1RH og ROTOR



Varenr.: QA02000200
Med 1RH og ROTOR
(1RH varmefflade maks. 57,63 kW)

Standardfarve: RAL 9002 glans 30 (hvid)



TECHNICAL DATA			
Date	21.08.2020	Rev. Date	21.09.2020
Project ID	4157	Tracking Number	4126
Project Name	Item no. QA02000200		
AHU Name	J Prime_25_20_1RH		
AHU Model	JUPITER 8 X 12		



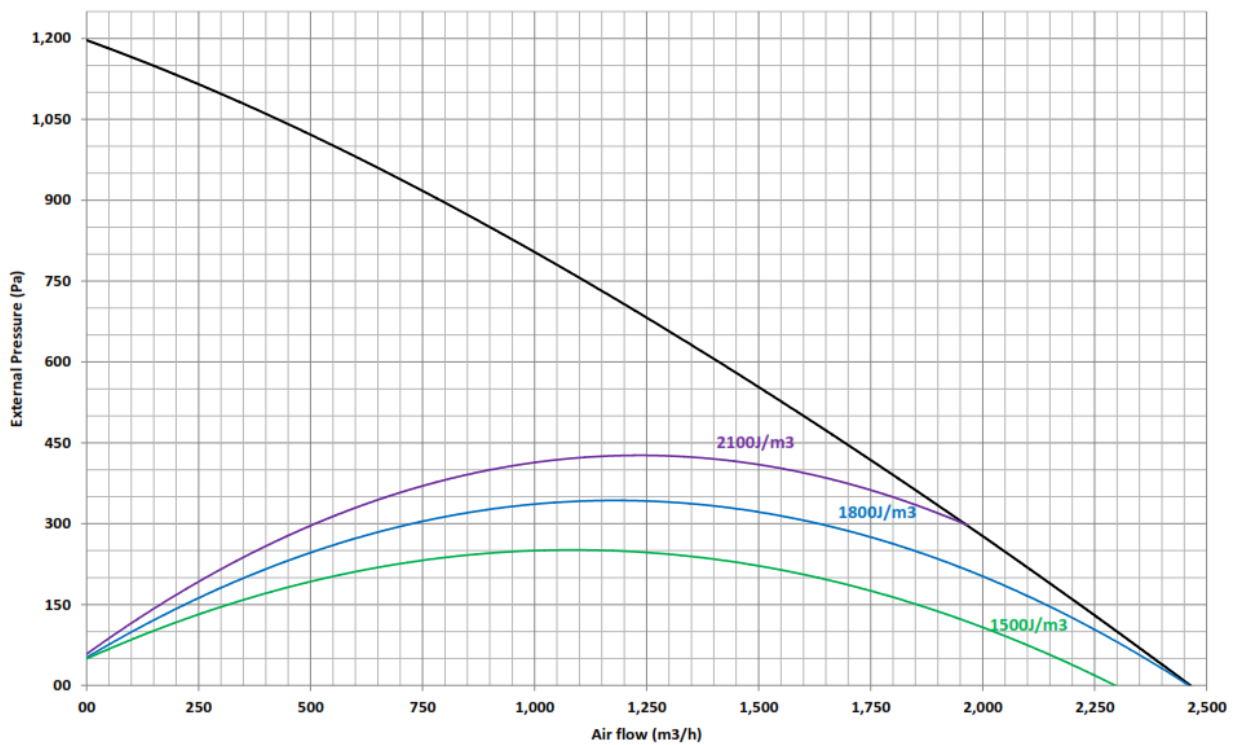
Ecodesign Requirements Table

		Value		2018
	Product	JUPITER 25		
	Erp	2018		
A	Manufacturer	BSK Havalandırma Ekipmanları A.Ş.		
B	Model Identifier	JUPITER 8 X 12		
C	ErP Code	NRVU - BVU		
D	Type Of Drive	Variable Speed Drive (VSD)In	Variable Speed Drive (VSD)Out	Required
E	Type Of HRS	Rotary		
	HRS Damper	Exists		Exists Required
F	Thermal Efficiency of HRS	81,24 %		81,24 % >= 73 %
G	Nominal Flow Rate	0,56 m³/s	0,56 m³/s	
H	Effective Electrical Power Input	0,56 kW	0,52 kW	1,08 kW
I	SFPInt	516 W/(m³/s)	442 W/(m³/s)	958W/(m³/s) <= 1264
J	Face Velocity	1,34 m/s	1,28 m/s	
K	Nominal External Drop Δps, Ext	200 Pa		200 Pa
L	Internal Pressure Drop Δps, Int Supply Air	302 Pa		302 Pa
	Internal Pressure Drop Δps, Int Exhaust Air	318 Pa		318 Pa
M	Additional Pressure Drop Δps, Add	54 Pa	54 Pa	
N	Static Fan Efficiency EC327/2011	53,99 %	60,10 %	
O	Declared Maximum Ext./Int. Leakage Rate	1,00 %		1,00 %
	Leakage Classifications by Eurovent	L1		L1
P	Energy Performance Of Filters	A	C	
Q	Description Of Visual Filter Warning	Manometer Pressure Gauge	Manometer Pressure Gauge	Required
R	Casing Sound Power Level (Lwa)	57,4 dBA		58,0 dBA
S	Internet Address Of Instructions	www.Termicplus.dk		
	Total Dimension mm	W 890 x H 1.375 x L 1.710		
	Supply Airflow	2.000 m³/h		2.000 m³/h
	Return Airflow	2.000 m³/h		2.000 m³/h
	Design Outdoor Temp. Summer	(+25,8°C) (Hum. 60%)		(+25,8°C)
	Design Outdoor Temp. Winter	(-12 °C) (Hum. 90%)		(-12 °C)
	FRESH AIR CONNECTION Air Velocity	1,85 m/s		1,85 m/s
	SUPPLY CONNECTION Air Velocity	1,85 m/s		1,85 m/s
	RETURN CONNECTION Air Velocity	1,85 m/s		1,85 m/s
	EXHAUST CONNECTION Air Velocity	1,85 m/s		1,85 m/s
	Total Heating Capacity	8,59 kW		
	Fluid Kind for Heating	Water		
	Fluid Temp. In / Out (Heating)	70/50 °C		
	Total Cooling Capacity			
	Fluid Kind for Cooling			
	Filter Type supply Air	F7 Panel		F7 Panel
	Filter Type Return Air	M6 Panel		M6 Panel
	Total Weight	501 kg		501 kg

Accessories	Connection possible (Motherboard)	Included in the unit	Overall Total values
Co2 sensor	Yes	No	
Motion Sensor	Yes	No	
Heating Module	Yes	Yes	70/50 °C
Cooling Module	Yes	No	
Hood for supply air	Yes	No	
Hood for Exhaust air	Yes	No	
VAV	Yes	No	
Heating coil valve	Yes	No	
Cooling coil valve	Yes	No	
Electric Pre-heater	Yes	No	
Electric Heater	Yes	No	
Fire/smoke Automatic	Yes	No	
Steam Humidifier (M7)	Yes	No	
Prepared to fire	Yes	No	
Prepared to Smoke	Yes	No	
Motherboard/Display	Yes	Yes	
Kitchen Unit	Yes	No	
Unit Used as a smoke fan	Yes	No	

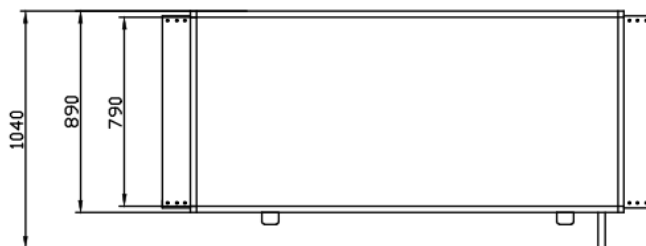
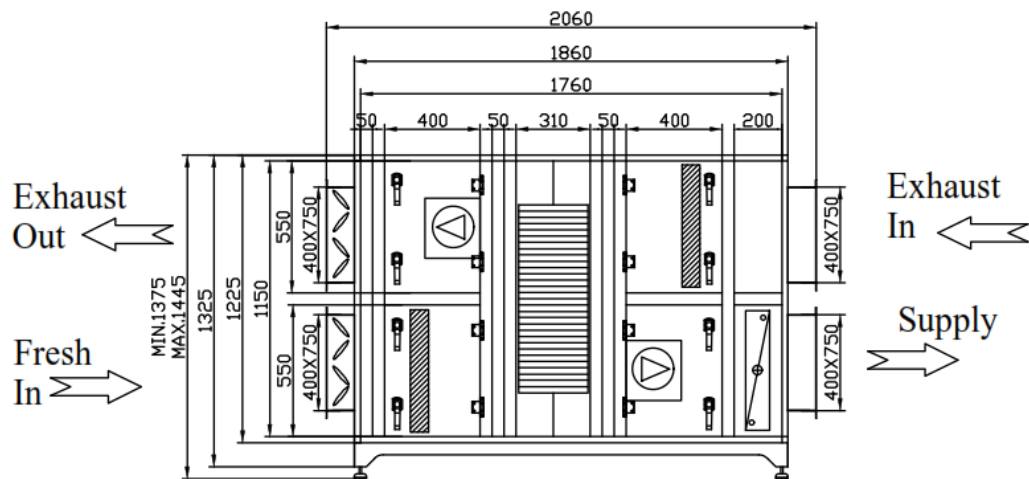
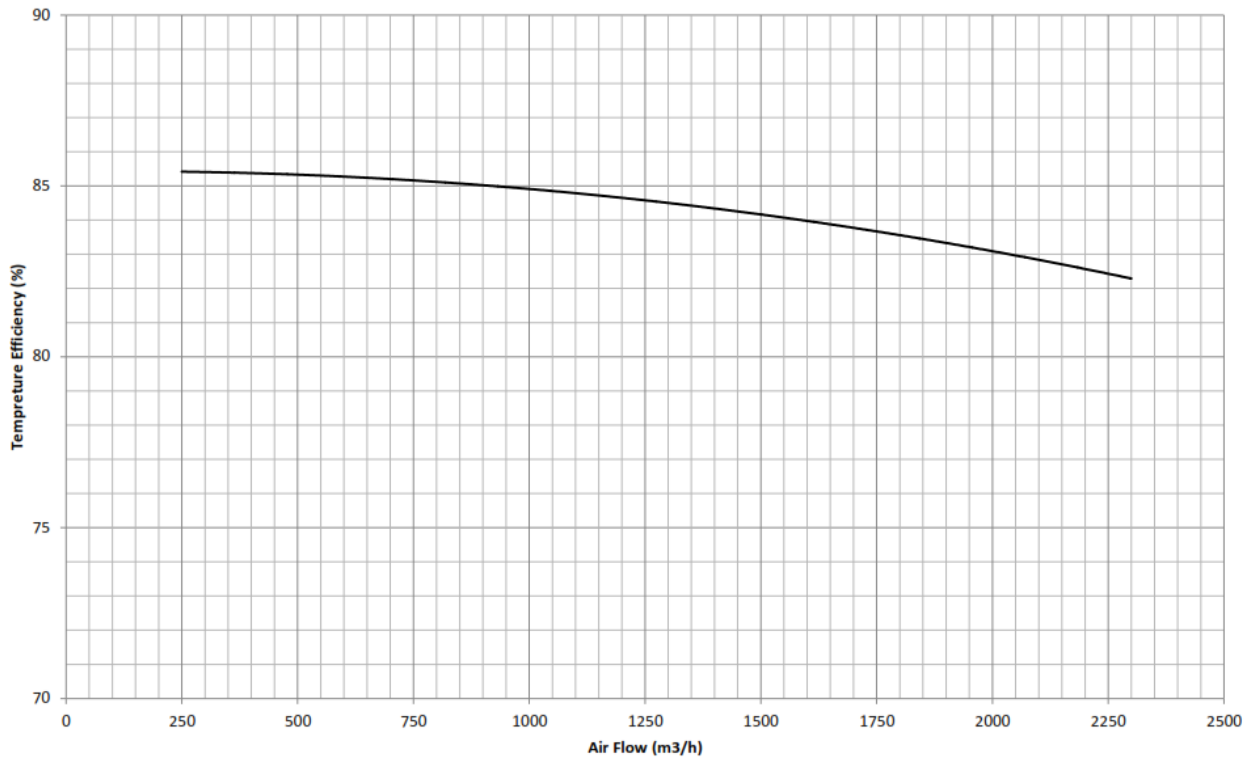
Air Flow

J Prime 25_20

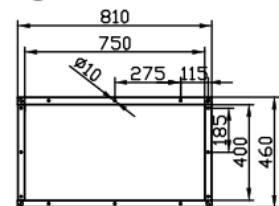


Efficiency

Jprime 25_20



Flange Dimensions



NOTE: ALL DIMENSIONS ARE MM



ATTESTATION OF CONFORMITY UYGUNLUK ONAYI

Sertifika Numarası / Certificate Number : M.2020.ST.1195.01

Üretici <i>Manufacturer</i>	: BSK Havalandırma Ekipmanları Anonim Şirketi
Üretici Adresi <i>Manufacturer adress</i>	: Mimar Sinan Mah. Basra Cad. No:59 Sultanbeyli İSTANBUL / TÜRKİYE
Ürün Tanımı <i>Product description</i>	: Klima Santrali Standart&Hygienic Air Handling Units
Tip / Model <i>Type / Model</i>	: BSK JUPITER Serisi: 500m ³ /h - 100.000m ³ /h
İlgili Yönetmelikler <i>Related Directives</i>	: 2006/42/AT Makina Emniyeti Yönetmeliği/EK VIII 2006/42/EC Machinery Directive/Annex VIII
İlgili Standartlar <i>Related Standards</i>	: EN ISO 12100,EN ISO 14120,EN ISO 13849-1, EN 60204-1
Denetim Raporu <i>Audit Report</i>	: ST.1195.01

UDEM Adriatic d.o.o. adı ve adresi yukarıda belirtilen firmanın sunduğu teknik dokümanları inceleyerek, belirlenen ürünün Makina Emniyeti Yönetmeliği 2006/42/AT Ek VIII kurallarına uygunluğunu onaylar. Yukarıda belirtilen tiplerdeki ürün üzerine CE işaretini, üreticinin kendi sorumluluğunda hazırlayacağı AT Uygunluk Beyanı ile iliştirebilir. İncelemesi yapılan ürüne ait olan bu belge tasarımın değişmesi halinde geçerliliğini yitirecektir. Bu belgenin geçerliliğini www.udemadriatic.com internet sayfasından kontrol edebilirsiniz. Bu belge sadece yukarıda adı geçen ürün tip/modelleri için geçerlidir. Yukarıda adı geçen firma ve UDEM bu belgelerin bir kopyasını tescil tarihinden itibaren 15 yıl süreyle muhafaza etmelidir. Bu belgenin mülkiyet hakkı UDEM Adriatic d.o.o 'ya aittir ve istenildiğinde iade edilmelidir.

UDEM Adriatic d.o.o. confirms by examining technical documents presented on the part of company which stated title and address below that product is conformable to 2006/42/EC Annex VIII



Machinery Directive regulations, could attach marking on the product with EC Declaration of Conformity prepared by manufacturer in the charge of company. In case of changing this certificate design regarding to product examined, certificate will be expired. Please check validity of this certificate by website www.udemadriatic.com This certificate is valid just for the product type/models stated below. UDEM and Company above mentioned must retain a copy of these certificates for 15 years since the day of registration. This certificate property belongs to UDEM Adriatic d.o.o and if required it must be returned.

Yayın Tarihi / Issue Date : 29.09.2020

Geçerlilik Tarihi / Validity date : 28.09.2021



Udem Adriatic d.o.o

Adres: Radnička cesta 54/R3, Zagreb Croatia

Tel: +385 (1) 4819 601 Faks: +385 (1) 4819 434

E-posta: info@udemadriatic.com Web: www.udemadriatic.com

EC DECLARATION OF CONFORMITY / AT UYGUNLUK BEYANI



We herewith declare / İş bu beyanname ile



BSK HAVALANDIRMA EKİPMANLARI ANONİM ŞİRKETİ

Address: Mimar Sinan Mah. Basra Cad. No:59 Sultanbeyli İSTANBUL / TURKEY

Product Name: Standart&Hygienic Air Handling Units

Model: BSK JUPITER Serisi:500m3/h - 100.000m3/h

Year of Manufacture/ Serial Number: 2020/001

Regulations Applied

We declare that we meet the following directive conditions for the Air Handling Unit that we have assembled and manufactured.

- 2006/42/EC Machinery Directive/Annex VIII

Application Standard

- EN ISO 12100
- EN ISO 14120
- EN ISO 13849-1
- EN 60204-1

Date and Place of Declaration : 28.09.2020/İSTANBUL

Name and Surname :

Deniz Palat

Signature, Stamp




Address/Adres: Mimar Sinan, Basra Cad. No:59 Sultanbeyli / İstanbul

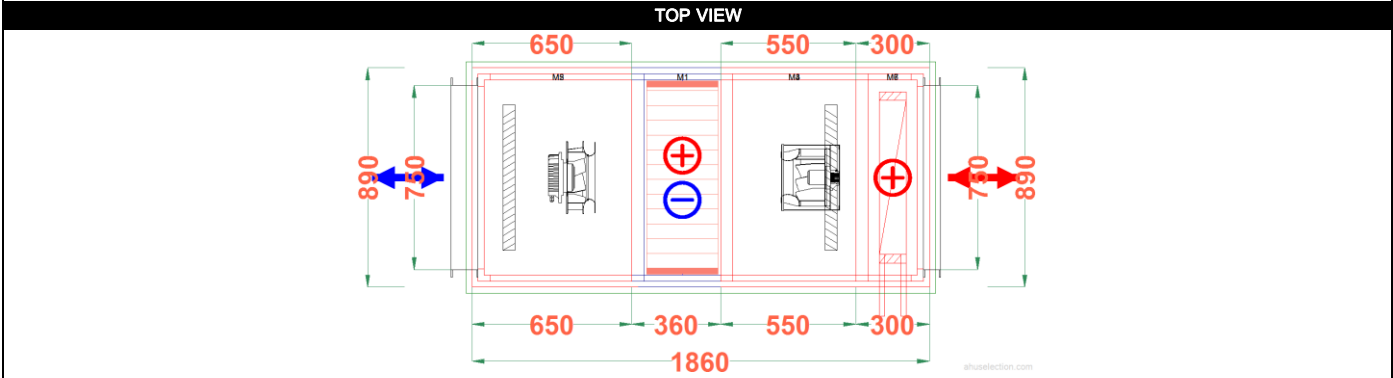
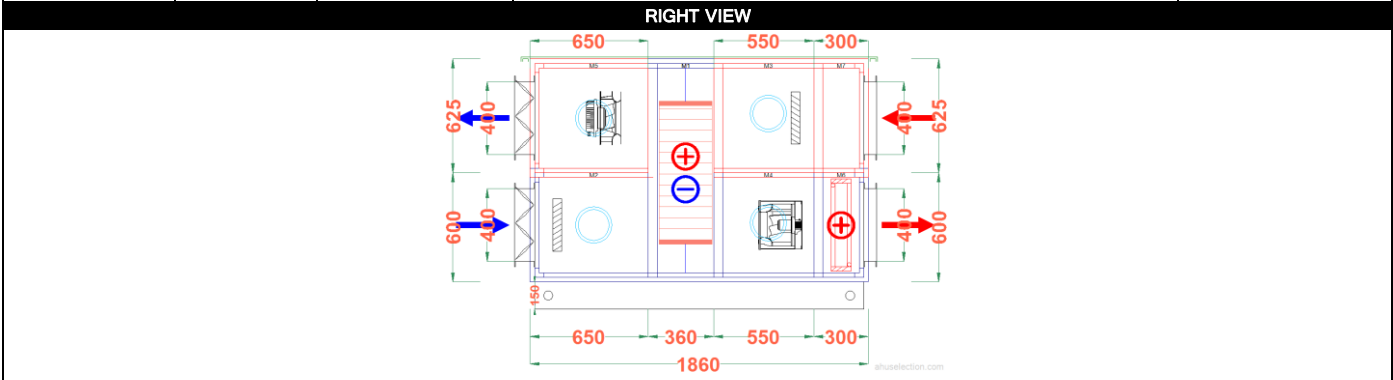
Phone / Telefon: : + 90 216 669 09 70

Mail: info@bskhavalandirma.com

Web : www.bskhavalandirma.com

DECLARATION OF CONFORMITY

	TECHNICAL DATA			
	Date	21.08.2020	Rev. Date	21.09.2020
	Project ID	4157	Tracking Number	4126
	Project Name	J Prime 25 Selection		
AHUSEL V.	2.2.3.17 15.08.2020	AHU Name		J Prime_25_20_1RH - (1 QTY)
BSK	1/7	AHU Model		JUPITER 8 X 12



GENERAL SPECIFICATIONS

Supply Air Flow 2.000 m³/h	Return Air Flow 2.000 m³/h	Frame 25 steel profile	Total Dimensions mm W 890 x H 1.375 x L 1.860	
Supply Air Velocity 1,34 m/s	Return Air Velocity 1,28 m/s	Insulation Material 50 mm Rockwool 70 kg/m³	Total Weight 501 kg	
Coil Air Velocity 1,94 m/s	Air Density 1,3505 kg/m³	Outside Sheet Material 0,9 mm Painted Galvanize	Base Height 150 mm	Roof (Outside) Sheet
Design Outdoor Temp.(W-S) (-12°C/90%)-(25,80°C/60%) (Odense)		Inside Sheet Material 0,9 mm Galvanize	Total Absorbed Power 1,08 kW	
Total Heating Capacity 8,59 kW		Total Sensible Capacity	Motor Power(Vent/Asp) 0,54 kW / 0,52 kW	
Specific Fan Power(SFP Total) 0,96 kW/(m³/s)	ErP Compliance 2018	ErP Code NRVU - BVU	Real Unit CAL Class -400 Pa L1	Real Unit CAL Class +400 Pa L2

SOUND POWER LEVEL (dB)

Frequency Hz	125	250	500	1000	2000	4000	8000	LwA-tot	
Airborne Sound Power Level	68,2	61,9	53,3	40,2	37,3	32,5	19,8	57,4	dB(A)
Air Outlet Induct Sound Power Level	70,0	80,1	75,5	73,6	71,5	66,0	65,3	78,1	dB(A)
Air Inlet Induct Sound Power Level	78,3	68,9	62,9	56,0	48,3	40,7	34,3	66,3	dB(A)
Return Air Outlet Induct Sound Power Level	80,4	83,5	78,6	71,9	67,2	66,0	61,9	79,1	dB(A)
Return Air Inlet Induct Sound Power Level	76,6	69,2	62,2	53,6	47,0	39,8	32,0	65,6	dB(A)

ACCESSORIES




Lightening, Observation Glass, Manometer Pressure Gauge


Model	CS Class	CAL Class -400 Pa	CAL Class +700 Pa	FBL Class	TT Class	TBF Class	Casing acoustical insulation at 125 Hz [dB]	Casing acoustical insulation at 250 Hz [dB]	Casing acoustical insulation at 500 Hz [dB]	Casing acoustical insulation at 1000 Hz [dB]	Casing acoustical insulation at 2000 Hz [dB]	Casing acoustical insulation at 4000 Hz [dB]	Casing acoustical insulation at 8000 Hz [dB]
JUPITER*	D2	L1	L1	F9	T2	TB2	18,4	27,2	30,1	35,4	33,3	36,5	43,9

*These results obtained according to Eurovent modelbox test.

www.bskhavalandirma.com.tr	Office Tel:	+90 216 669 09 70	Factory Tel:	+90 216 669 09 70
info@bskhavalandirma.com.tr	Office Fax:	+90 216 669 09 72	Factory Fax:	+90 216 669 09 72



		TECHNICAL DATA				
		Date	21.08.2020	Rev. Date	21.09.2020	
		Project ID	4157	Tracking Number	4126	
		Project Name	J Prime 25 Selection			
AHUSEL V.	2.2.3.17 15.08.2020	AHU Name	J Prime_25_20_1RH - (1 QTY)			
BSK	2/7	AHU Model	JUPITER 8 X 12			
FRESH AIR CONNECTION						
Connection Type		Control Type		Pressure Drop		
Gear Damper		Automatic (LM230ASR)		0 Pa		
Airflow		Dimensions		Air Velocity		
2.000 m ³ /h		W 750 mm x H 400 mm		1,85 m/s		
SUPPLY CONNECTION						
Connection Type		Control Type		Pressure Drop		
Flange				0 Pa		
Airflow		Dimensions		Air Velocity		
2.000 m ³ /h		W 750 mm x H 400 mm		1,85 m/s		
RETURN CONNECTION						
Connection Type		Control Type		Pressure Drop		
Flange				0 Pa		
Airflow		Dimensions		Air Velocity		
2.000 m ³ /h		W 750 mm x H 400 mm		1,85 m/s		
EXHAUST CONNECTION						
Connection Type		Control Type		Pressure Drop		
Gear Damper		Automatic (LM230ASR)		0 Pa		
Airflow		Dimensions		Air Velocity		
2.000 m ³ /h		W 750 mm x H 400 mm		1,85 m/s		
FILTER (M2)						
Airflow	Condensation Pan			Spare Filter	Section Weight	
2.000 m ³ /h					95 kg	
Filter Type	Initial / Final / Design P.Drop	Air Velocity	Size/Quantity/EC*	Size/Quantity/EC*	Size/Quantity/EC*	Size/Quantity/EC*
F7 Panel	64 Pa / 164 Pa / 64 Pa	3,27 m/s	592x287x48/1/A			
* Filter Energy Performance; preferably energy classification						
* Frame sealing applied.						
ACCESSORIES (M2)						
Lightening, Observation Glass, Manometer Pressure Gauge						

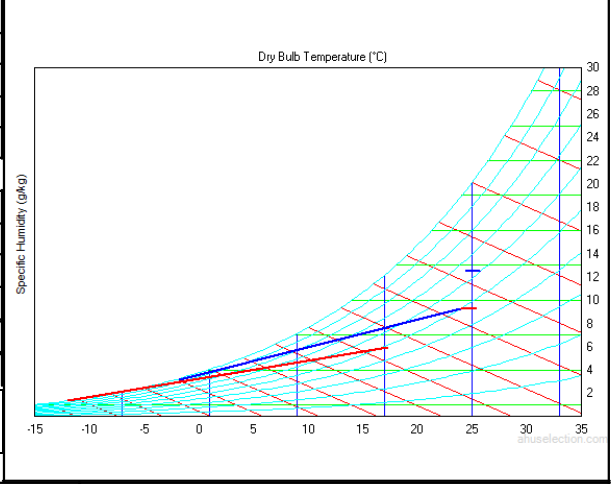
	TECHNICAL DATA			
	Date	21.08.2020	Rev. Date	21.09.2020
	Project ID	4157	Tracking Number	4126
	Project Name	J Prime 25 Selection		
AHUSEL V.	2.2.3.17 15.08.2020	AHU Name	J Prime_25_20_1RH - (1 QTY)	
BSK	3/7	AHU Model	JUPITER 8 X 12	



ROTARY HEAT EXCHANGER (M1)

Model	RRU_ECO-P-E14-785/785-735	Rpm	15	Quantity	1	Section Weight	104 kg
-------	---------------------------	-----	----	----------	---	----------------	--------

	Fresh Air	Exhaust	Capacity	Winter		Summer	
Airflow	2.000 m³/h	2.000 m³/h		27,67 kW		-0,95 kW	
Air Vel.	2,32 m/s	2,66 m/s		Fresh	Exhau	Fresh	Exhaus
	Winter		P.D	199 Pa	237 Pa	254 Pa	237 Pa
	Summer			245 Pa	231 Pa	245 Pa	231 Pa
	Effic.	Balan.(*)	1,2kg/m³	245 Pa	231 Pa	245 Pa	231 Pa
	81,24	81,24		77,64	77,64		



Air Inlet / Outlet	Winter				Summer			
	Fresh Air		Exhaust		Fresh Air		Exhaust	
	Inlet	Outlet	Inlet	Outlet	Inlet	Outlet	Inlet	Outlet
	DT	-12,00 °	17,25 °C	24,00 °C	-1,78 °C	25,80 °C	24,40 °C	24,00 °C
WT	-12,29 °	11,38 °C	17,07 °C	-2,03 °C	20,16 °C	19,73 °C	17,07 °C	17,55 °C
RH	90,00 %	48,86 %	50,00 %	95,00 %	60,00 %	65,21 %	50,00 %	45,98 %

Condensation Pan	OACF (*)	EATR (%) (*)
	0,00	0,00


<input type="checkbox"/> Frequency Inverter	Size mm (785 x 785 x 290) - 735	Bypass Damper
---	------------------------------------	---------------

* Efficiency at balanced flow

* OACF: Outdoor Air Correction Factor, EATR: Exhaust Air Transfer Ratio

ACCESSORIES (M1)



	TECHNICAL DATA			
	Date	21.08.2020	Rev. Date	21.09.2020
	Project ID	4157	Tracking Number	4126
	Project Name	J Prime 25 Selection		
AHUSEL V.	2.2.3.17 15.08.2020	AHU Name	J Prime_25_20_1RH - (1 QTY)	
BSK	4/7	AHU Model	JUPITER 8 X 12	



SUPPLY FAN (M4)

Airflow	2.000 m ³ /h	Fan Model	EBM Papst-R3G250PR04H1		Quantity	1	Section Weight	58 kg																																																			
Internal Static Pressure	302 Pa	Motor P./Pha./Volt./Freq.	0,54 kW/1P/230V/50-60Hz		Isolator		Isolator Count	Backup Fan	Backup Motor																																																		
External Static Pressure	200 Pa																																																										
Total Static Pressure	502 Pa																																																										
Total Pressure	556 Pa								System Effect	26 Pa																																																	
Total / Static Efficiency	59,80 / 53,99 %																																																										
Shaft Power / Absorbed Power	0,52 / 0,56 kW								Absorbed Pow.With VFD	0,56 kW																																																	
Fan Speed	2859 rpm (Max.3080 rpm)																																																										
	Air Density								1,3505 kg/m ³																																																		
Specific Fan Power (SFPe int)	0,52 kW/(m ³ /s)								<table border="1" style="width: 100%; text-align: center;"> <thead> <tr> <th colspan="11">Sound Power Level (dB)</th> </tr> <tr> <th>Hz</th> <th>63</th> <th>125</th> <th>250</th> <th>500</th> <th>1000</th> <th>2000</th> <th>4000</th> <th>8000</th> <th>LwA-tot</th> <th></th> </tr> </thead> <tbody> <tr> <td>SPLm - Outlet Side</td> <td>66,0</td> <td>66,9</td> <td>74,8</td> <td>73,6</td> <td>75,6</td> <td>74,7</td> <td>69,8</td> <td>69,7</td> <td>80,4</td> <td>dBa</td> </tr> <tr> <td>SPLa - Inlet Side</td> <td>72,6</td> <td>69,9</td> <td>69,6</td> <td>69,2</td> <td>68,4</td> <td>64,8</td> <td>64,0</td> <td>62,9</td> <td>73,2</td> <td>dBa</td> </tr> </tbody> </table>							Sound Power Level (dB)											Hz	63	125	250	500	1000	2000	4000	8000	LwA-tot		SPLm - Outlet Side	66,0	66,9	74,8	73,6	75,6	74,7	69,8	69,7	80,4	dBa	SPLa - Inlet Side	72,6	69,9	69,6	69,2	68,4	64,8	64,0	62,9	73,2	dBa
Sound Power Level (dB)																																																											
Hz	63								125	250	500	1000	2000	4000	8000	LwA-tot																																											
SPLm - Outlet Side	66,0	66,9	74,8	73,6	75,6	74,7	69,8	69,7	80,4	dBa																																																	
SPLa - Inlet Side	72,6	69,9	69,6	69,2	68,4	64,8	64,0	62,9	73,2	dBa																																																	
Electrical Current	2,44 A (Max.2,55 A)																																																										


* The fan system effect is taken into account in the fan performance
 * The fan calculated for wet conditions
 * Sfp is calculated based on clean filter & dry coil conditions

ACCESSORIES (M4)

Lightening, Observation Glass	
-------------------------------	---

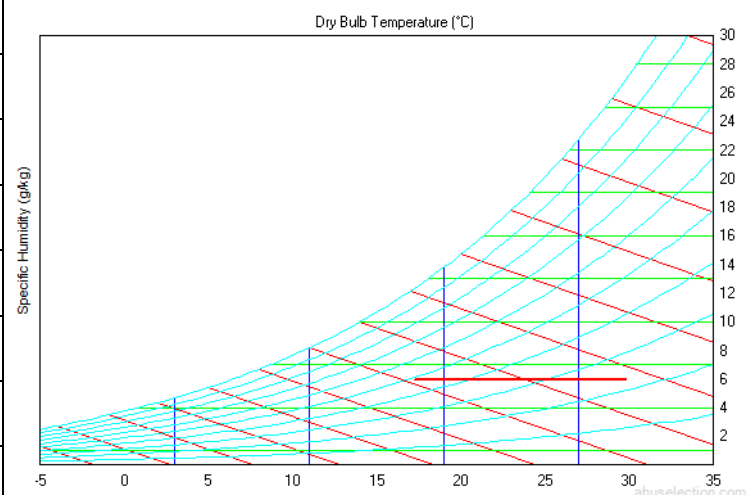
www.bskhavalandirma.com.tr	Office Tel: +90 216 669 09 70	Factory Tel: +90 216 669 09 70
info@bskhavalandirma.com.tr	Office Fax: +90 216 669 09 72	Factory Fax: +90 216 669 09 72



	TECHNICAL DATA			
	Date	21.08.2020	Rev. Date	21.09.2020
	Project ID	4157	Tracking Number	4126
	Project Name	J Prime 25 Selection		
AHUSEL V.	2.2.3.17 15.08.2020	AHU Name	J Prime_25_20_1RH - (1 QTY)	
BSK	5/7	AHU Model	JUPITER 8 X 12	



COIL (Heating) (M6)

Airflow	Capacity / Sensible	Required Cap.	Face Vel.	Quantity	Tube Mat.	Fin Mat.	Section Weight
2.000 m³/h	8,59/8,59 kW		1,94 m/s	1	Copper	Aluminium	61 kg
Coil Code	Tube Thickness		Fin Thickness		Mixing Ratio		
25 x 22 3/8 18T 1R 625A 2.1P 3NC	0,35 mm		0,1 mm		%		
Droplet Elimin. / Press. Drop	Condensation Pan / Hmin U-Trap		Size (W x H x L) mm		Conn. Material		Frame Material
			625 x 457 x 110		Steel		Galvanized Steel
Fluid Kind	Fluid In / Out						
WATER	70/50 °C						
Air Inlet Drybulb Temperature	Air Outlet Drybulb Temperature						
17,25 °C	29,87 °C						
Air Inlet Wetbulb Temperature	Air Outlet Wetbulb Temperature						
11,38 °C	16,28 °C						
Air Inlet Relative Humidity	Air Outlet Relative Humidity						
48,86 %	22,82 %						
Air Inlet - Outlet Enthalpy	Fluid Flow / Vol. Flow						
32,45 - 45,28 kJ/kg	369 kg/h / 378 dm³/h						
Air Press.Drop	Fluid Press.Drop / Fluid Velocity						
13 Pa	3,54 kPa / 0,51 m/s						
Coil Surface Area	Tube Inner Volume						
5,56 m²	1,06 L						
Manifold / Conn.QTY	Conn.Direction						
1 / 1	Right						
Connection Sizes	Air Condensation		Hygienic				
21,3 / 21,3 mm (1/2" DN15 / 1/2" DN15)	0,00 l/h						

ACCESSORIES (M6)

EMPTY SECTION (M7)

Airflow	Droplet Eliminator	Condensation Pan	Pressure Drop	Section Weight
2.000 m³/h			0 Pa	47 kg

ACCESSORIES (M7)



FILTER (M3)

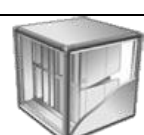
Airflow	Condensation Pan		Spare Filter		Section Weight
2.000 m³/h					52 kg
Filter Type	Initial / Final / Design P.Drop	Air Velocity	Size/Quantity/EC*	Size/Quantity/EC*	Size/Quantity/EC*
M6 Panel	52 Pa / 152 Pa / 52 Pa	3,27 m/s	592x287x48/1/C		


* Filter Energy Performance; preferably energy classification

* Frame sealing applied.

ACCESSORIES (M3)

Lightening, Observation Glass, Manometer Pressure Gauge



	TECHNICAL DATA			
	Date	21.08.2020	Rev. Date	21.09.2020
	Project ID	4157	Tracking Number	4126
	Project Name	J Prime 25 Selection		
AHUSEL V.	2.2.3.17 15.08.2020	AHU Name	J Prime_25_20_1RH - (1 QTY)	
BSK	6/7	AHU Model	JUPITER 8 X 12	



EXHAUST FAN (M5)

Airflow	2.000 m ³ /h	Fan Model	EBM Papst-R3G280RR03H1		Quantity	1	Section Weight	83 kg					
Internal Static Pressure	318 Pa	Motor P./Pha./Volt./Freq.	0,52 kW/1P/230V/50-60Hz	Isolator		Isolator Count		Backup Fan		Backup Motor			
External Static Pressure	200 Pa												
Total Static Pressure	518 Pa												
Total Pressure	552 Pa											System Effect	29 Pa
Total / Static Efficiency	64,01 / 60,10 %												
Shaft Power / Absorbed Power	0,48 / 0,52 kW											Absorbed Pow.With VFD	0,52 kW
Fan Speed	2504 rpm (Max.2700 rpm)												
	Air Density	1,3505 kg/m ³											
Specific Fan Power (SFPe int)	0,44 kW/(m ³ /s)	Sound Power Level (dB)											
		Hz	63	125	250	500	1000	2000	4000	8000	LwA-tot		
Electrical Current	2,26 A (Max.2,46 A)	SPLm - Outlet Side	76,4	74,6	75,9	74,5	71,9	69,3	68,8	65,2	77,7	dBA	
		SPLa - Inlet Side	71,4	69,6	70,9	69,5	66,9	64,3	63,8	60,2	72,7	dBA	

* The fan system effect is taken into account in the fan performance

* The fan calculated for wet conditions

* Sfp is calculated based on clean filter & dry coil conditions

ACCESSORIES (M5)

Lightening, Observation Glass

