

TriaAir[®]

Ventilationsanlæg

Tekniske data

J Prime 25_120, 1RH, 3RC og ROTOR




Varenr.: QD12000300
Med 1RH, 3RC og ROTOR
(1RH varmeblade maks. 57,63 kW)
(3RC køleblade maks. 74,92 kW)

Standardfarve: RAL 9002 glans 30 (hvid)



TECHNICAL DATA			
Date	21.08.2020	Rev. Date	24.09.2020
Project ID	4157	Tracking Number	4126
Project Name	Item no. QD12000300		
AHU Name	J Prime_25_120_1RH_3RC		
AHU Model	JUPITER 16 X 20		



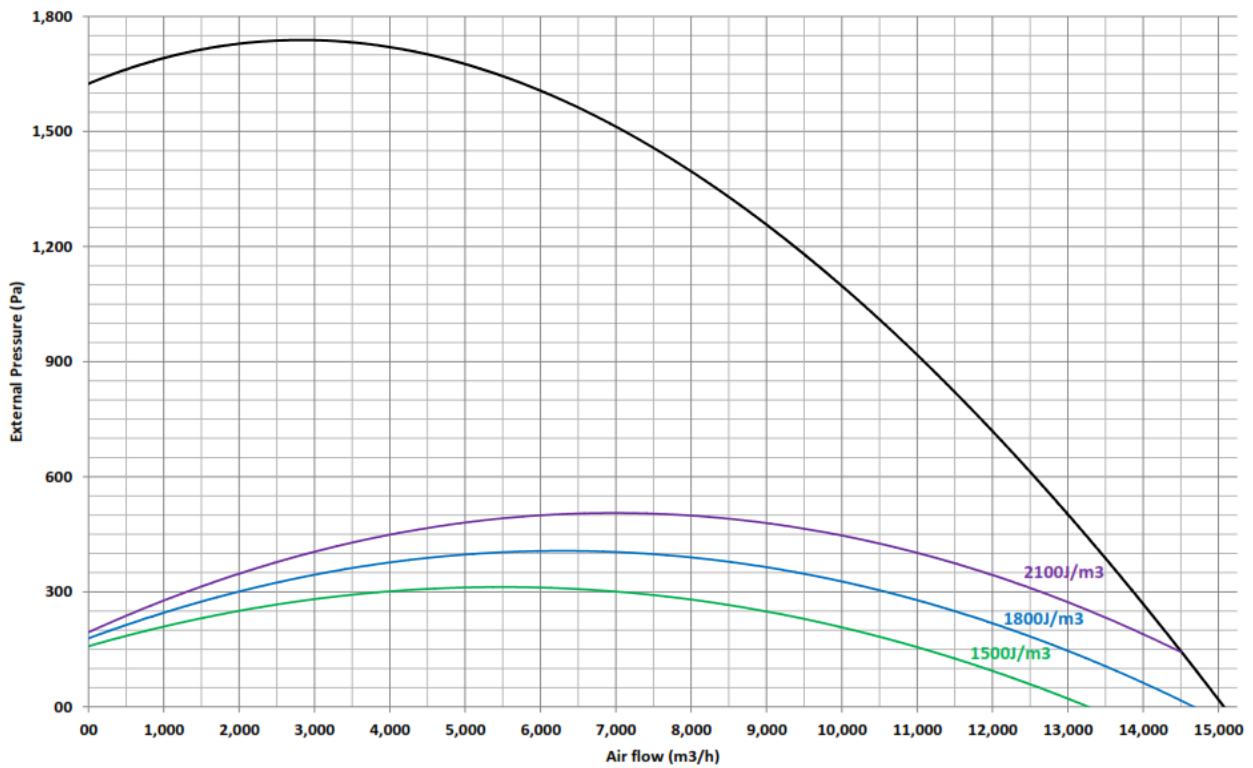
Ecodesign Requirements Table

		Value		2018
	Product	JUPITER 25		
	Erp	2018		
A	Manufacturer	BSK Havalandırma Ekipmanları A.Ş.		
B	Model Identifier	JUPITER 16 X 20		
C	ErP Code	NRVU - BVU		
D	Type Of Drive	Variable Speed Drive (VSD)In	Variable Speed Drive (VSD)Out	Required
E	Type Of HRS	Rotary		
	HRS Damper	Exists		Exists Required
F	Thermal Efficiency of HRS	76,52 %		76,52 % >= 73 %
G	Nominal Flow Rate	3,26 m³/s	3,26 m³/s	
H	Effective Electrical Power Input	2,15 kW x 2	1,95 kW x 2	8,2 kW
I	SFPInt	458 W/(m³/s)	430 W/(m³/s)	888W/(m³/s) <= 906
J	Face Velocity	1,83 m/s	1,78 m/s	
K	Nominal External Drop Δps, Ext	300 Pa		300 Pa
L	Internal Pressure Drop Δps, Int Supply Air	382 Pa		382 Pa
	Internal Pressure Drop Δps, Int. Exhaust Air	292 Pa		292 Pa
M	Additional Pressure Drop Δps, Add	106 Pa	106 Pa	
N	Static Fan Efficiency EC327/2011	56,16 %	53,97 %	
O	Declared Maximum Ext./Int. Leakage Rate	1,00 %		1,00 %
	Leakage Classifications by Eurovent	L1		L1
P	Energy Performance Of Filters	E	E	
Q	Description Of Visual Filter Warning	Manometer Pressure Gauge	Manometer Pressure Gauge	Required
R	Casing Sound Power Level (Lwa)	62,7 dBA		62,7 dBA
S	Internet Address Of Instructions	www.Termicplus.dk		
	Total Dimension mm	W 1.930 x H 2.275 x L 3.100		
	Supply Airflow	11.750 m³/h		11.750 m³/h
	Return Airflow	11.750 m³/h		11.750 m³/h
	Design Outdoor Temp. Summer	(+25,8°C) (Hum. 60%)		(+25,8°C)
	Design Outdoor Temp. Winter	(-12 °C) (Hum. 90%)		(-12 °C)
	FRESH AIR CONNECTION Air Velocity	2,55 m/s		2,55 m/s
	SUPPLY CONNECTION Air Velocity	2,55 m/s		2,55 m/s
	RETURN CONNECTION Air Velocity	2,55 m/s		2,55 m/s
	EXHAUST CONNECTION Air Velocity	2,55 m/s		2,55 m/s
	Total Heating Capacity	57,63 kW		57,63 kW
	Fluid Kind for Heating	Water		Water
	Fluid Temp. In / Out (Heating)	70/50 °C		70/50 °C
	Total Cooling Capacity	46,78 kW		46,78 kW
	Fluid Kind for Cooling	Water		Water
	Fluid Temp. In / Out (Cooling)	7/12 °C		7/12 °C
	Filter Type supply Air	F7 Panel		F7 Panel
	Filter Type Return Air	M6 Panel		M6 Panel
	Total Weight	1.600 kg		1.600 kg

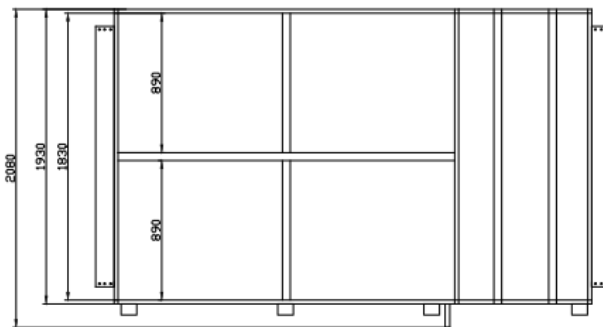
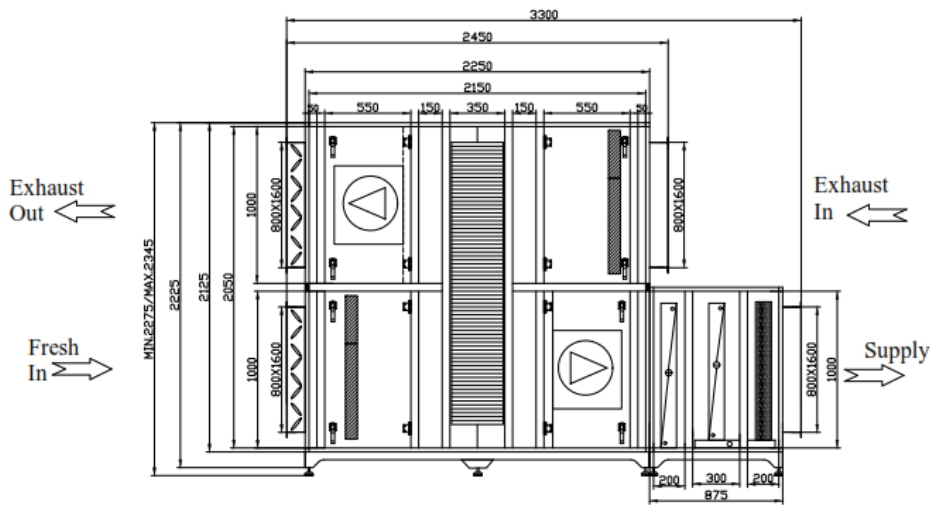
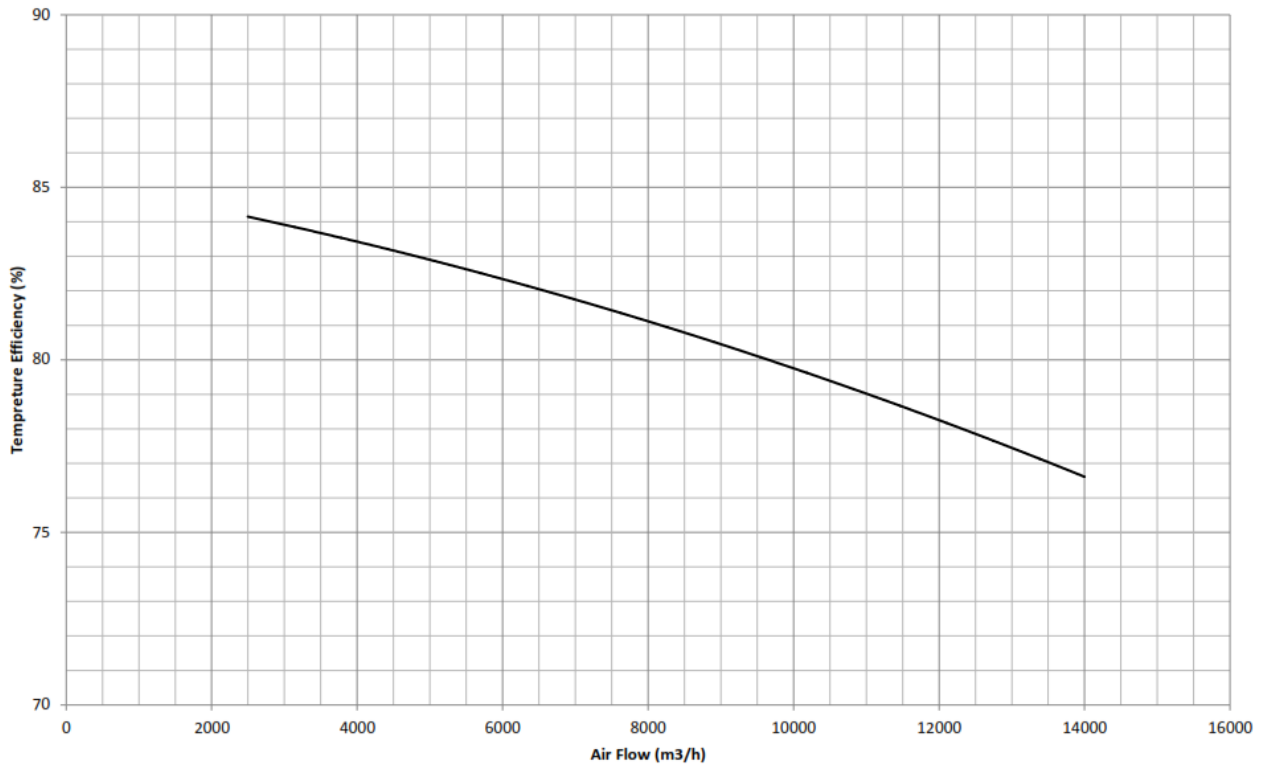
Accessories	Connection possible (Motherboard)	Included in the unit	Overall Total values
Co2 sensor	Yes	No	
Motion Sensor	Yes	No	
Heating Module	Yes	Yes	70/50 °C
Cooling Module	Yes	Yes	7/12 °C
Hood for supply air	Yes	No	
Hood for Exhaust air	Yes	No	
VAV	Yes	No	
Heating coil valve	Yes	No	
Cooling coil valve	Yes	No	
Electric Pre-heater	Yes	No	
Electric Heater	Yes	No	
Fire/smoke Automatic	Yes	No	
Steam Humidifier (M7)	Yes	No	
Prepared to fire	Yes	No	
Prepared to Smoke	Yes	No	
Motherboard/Display	Yes	Yes	
Kitchen Unit	Yes	No	
Unit Used as a smoke fan	Yes	No	

Air Flow

J Prime 25_120 2xK3G355PI9305

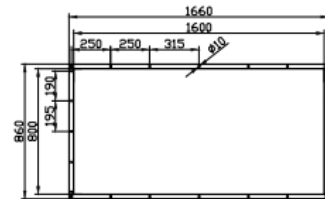


Efficiency Jprime 25_120



NOTE: ALL DIMENSIONS ARE MM

Flange Dimensions





ATTESTATION OF CONFORMITY UYGUNLUK ONAYI

Sertifika Numarası / Certificate Number : M.2020.ST.1195.01

Üretici <i>Manufacturer</i>	: BSK Havalandırma Ekipmanları Anonim Şirketi
Üretici Adresi <i>Manufacturer adress</i>	: Mimar Sinan Mah. Basra Cad. No:59 Sultanbeyli İSTANBUL / TÜRKİYE
Ürün Tanımı <i>Product description</i>	: Klima Santrali Standart&Hygienic Air Handling Units
Tip / Model <i>Type / Model</i>	: BSK JUPITER Serisi: 500m ³ /h - 100.000m ³ /h
İlgili Yönetmelikler <i>Related Directives</i>	: 2006/42/AT Makina Emniyeti Yönetmeliği/EK VIII 2006/42/EC Machinery Directive/Annex VIII
İlgili Standartlar <i>Related Standards</i>	: EN ISO 12100,EN ISO 14120,EN ISO 13849-1, EN 60204-1
Denetim Raporu <i>Audit Report</i>	: ST.1195.01

UDEM Adriatic d.o.o. adı ve adresi yukarıda belirtilen firmanın sunduğu teknik dokümanları inceleyerek, belirlenen ürünün Makina Emniyeti Yönetmeliği 2006/42/AT Ek VIII kurallarına uygunluğunu onaylar. Yukarıda belirtilen tiplerdeki ürün üzerine CE işaretini, üreticinin kendi sorumluluğunda hazırlayacağı AT Uygunluk Beyanı ile iliştirebilir. İncelemesi yapılan ürüne ait olan bu belge tasarımın değişmesi halinde geçerliliğini yitirecektir. Bu belgenin geçerliliğini www.udemadriatic.com internet sayfasından kontrol edebilirsiniz. Bu belge sadece yukarıda adı geçen ürün tip/modelleri için geçerlidir. Yukarıda adı geçen firma ve UDEM bu belgelerin bir kopyasını tescil tarihinden itibaren 15 yıl süreyle muhafaza etmelidir. Bu belgenin mülkiyet hakkı UDEM Adriatic d.o.o 'ya aittir ve istenildiğinde iade edilmelidir.

UDEM Adriatic d.o.o. confirms by examining technical documents presented on the part of company which stated title and address below that product is conformable to 2006/42/EC Annex VIII



Machinery Directive regulations, could attach marking on the product with EC Declaration of Conformity prepared by manufacturer in the charge of company. In case of changing this certificate design regarding to product examined, certificate will be expired. Please check validity of this certificate by website www.udemadriatic.com This certificate is valid just for the product type/models stated below. UDEM and Company above mentioned must retain a copy of these certificates for 15 years since the day of registration. This certificate property belongs to UDEM Adriatic d.o.o and if required it must be returned.

Yayın Tarihi / Issue Date : 29.09.2020

Geçerlilik Tarihi / Validity date : 28.09.2021



Udem Adriatic d.o.o

Adres: Radnička cesta 54/R3, Zagreb Croatia

Tel: +385 (1) 4819 601 Faks: +385 (1) 4819 434

E-posta: info@udemadriatic.com Web: www.udemadriatic.com

EC DECLARATION OF CONFORMITY / AT UYGUNLUK BEYANI



We herewith declare / İş bu beyanname ile



BSK HAVALANDIRMA EKİPMANLARI ANONİM ŞİRKETİ

Address: Mimar Sinan Mah. Basra Cad. No:59 Sultanbeyli İSTANBUL / TURKEY

Product Name: Standart&Hygienic Air Handling Units

Model: BSK JUPITER Serisi:500m3/h - 100.000m3/h

Year of Manufacture/ Serial Number: 2020/001

Regulations Applied

We declare that we meet the following directive conditions for the Air Handling Unit that we have assembled and manufactured.

- 2006/42/EC Machinery Directive/Annex VIII

Application Standard

- EN ISO 12100
- EN ISO 14120
- EN ISO 13849-1
- EN 60204-1

Date and Place of Declaration : 28.09.2020/İSTANBUL

Name and Surname :

Deniz Palat

Signature, Stamp





Address/Adres: Mimar Sinan, Basra Cad. No:59 Sultanbeyli / İstanbul

Phone / Telefon: : + 90 216 669 09 70

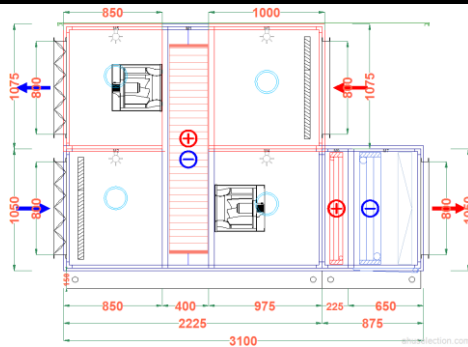
Mail: info@bskhavalandirma.com

Web : www.bskhavalandirma.com

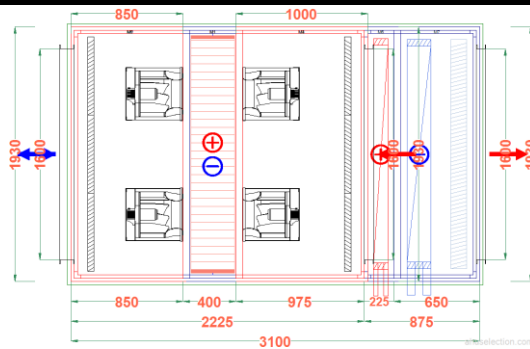
DECLARATION OF CONFORMITY

	TECHNICAL DATA				
	Date	21.08.2020	Rev. Date		24.09.2020
	Project ID	4157	Tracking Number		4126
Project Name		J Prime 25 Selection			
AHUSEL V.	2.2.3.17 15.08.2020	AHU Name			J Prime_25_120_1RH_3RC - (1 QTY)
BSK	1/8	AHU Model			JUPITER 16 X 20

RIGHT VIEW



TOP VIEW



GENERAL SPECIFICATIONS

Air Flow 11,750 m ³ /h	Return Air Flow 11,750 m ³ /h	Frame 25 steel profile	Total Dimensions mm W 1.930 x H 2.275 x L 3.100	
Air Velocity 1,83 m/s	Return Air Velocity 1,78 m/s	Insulation Material 50 mm Rockwool 70 kg/m ³	Total Weight 1.600 kg	
Coil Air Velocity 2,23 m/s	Air Density 1,3505 kg/m ³	Outside Sheet Material 0,9 mm Painted Galvanize	Base Height 150 mm	Roof (Outside) Sheet
Design Outdoor Temp.(W-S) (-12°C/90%)-(25,80°C/60%)(Odense)		Inside Sheet Material 0,9 mm Galvanize	Total Absorbed Power 8,20 kW	
Total Heating Capacity 57,63 kW	Total Cooling Capacity 46,78 kW	Total Sensible Capacity 28,37 kW	Motor Power 2,8 kW x 2 / 2,8 kW x 2	
Specific Fan Power(SFP Total) 0,89 kW/(m ³ /s)	ErP Compliance 2018	ErP Code NRVU - BVU	Real Unit CAL Class -400 Pa L1	Real Unit CAL Class +400 Pa L2

SOUND POWER LEVEL (dB)

Frequency Hz	125	250	500	1000	2000	4000	8000	LwA-tot	
Airborne Sound Power Level	65,7	69,2	60,1	52,7	51,7	48,1	39,7	62,7	dB(A)
Air Outlet Induct Sound Power Level	73,6	85,7	80,1	79,1	78,5	78,2	78,3	86,0	dB(A)
Air Inlet Induct Sound Power Level	77,6	81,9	74,4	62,0	58,5	51,0	46,2	75,9	dB(A)
Return Air Outlet Induct Sound Power Level	78,2	90,1	84,7	83,3	80,3	80,3	80,0	88,8	dB(A)
Return Air Inlet Induct Sound Power Level	78,9	81,7	74,5	62,0	58,5	51,3	46,1	75,7	dB(A)

ACCESSORIES



Lightening, Observation Glass, Manometer Pressure Gauge, Siphon

Model	CS Class	CAL Class -400 Pa	CAL Class +700 Pa	FBL Class	TT Class	TBF Class	Casing acoustical insulation at 125 Hz [dB]	Casing acoustical insulation at 250 Hz [dB]	Casing acoustical insulation at 500 Hz [dB]	Casing acoustical insulation at 1000 Hz [dB]	Casing acoustical insulation at 2000 Hz [dB]	Casing acoustical insulation at 4000 Hz [dB]	Casing acoustical insulation at 8000 Hz [dB]
JUPITER*	D2	L1	L1	F9	T2	TB2	18,4	27,2	30,1	35,4	33,3	36,5	43,9


*These results obtained according to Eurovent modelbox test.

www.bskhavalandirma.com.tr	Office Tel:	+90 216 669 09 70	Factory Tel:	+90 216 669 09 70
info@bskhavalandirma.com.tr	Office Fax:	+90 216 669 09 72	Factory Fax:	+90 216 669 09 72



		TECHNICAL DATA			
		Date	21.08.2020	Rev. Date	24.09.2020
Project ID	4157	Tracking Number	4126		
Project Name	J Prime 25 Selection				
AHUSEL V.	2.2.3.17 15.08.2020	AHU Name	J Prime_25_120_1RH_3RC - (1 QTY)		
BSK	2/8	AHU Model	JUPITER 16 X 20		
FRESH AIR CONNECTION					
Connection Type	Control Type		Pressure Drop		
Gear Damper	Automatic (NM230ASR)		0 Pa		
Air Flow	Dimensions		Air Velocity		
11.750 m³/h	W 1.600 mm x H 800 mm		2,55 m/s		
SUPPLY CONNECTION					
Connection Type	Control Type		Pressure Drop		
Flange			0 Pa		
Air Flow	Dimensions		Air Velocity		
11.750 m³/h	W 1.600 mm x H 800 mm		2,55 m/s		
RETURN CONNECTION					
Connection Type	Control Type		Pressure Drop		
Flange			0 Pa		
Air Flow	Dimensions		Air Velocity		
11.750 m³/h	W 1.600 mm x H 800 mm		2,55 m/s		
EXHAUST CONNECTION					
Connection Type	Control Type		Pressure Drop		
Gear Damper	Automatic (NM230ASR)		0 Pa		
Air Flow	Dimensions		Air Velocity		
11.750 m³/h	W 1.600 mm x H 800 mm		2,55 m/s		
FILTER (M2)					
Air Flow	Condensation Pan		Hygienic	Spare Filter	Section Weight
11.750 m³/h					241 kg
Filter Type	Initial / Final / Design P.Drop	Air Velocity	Size/Quantity/EC*	Size/Quantity/EC*	Size/Quantity/EC*
F7 Panel	91 Pa / 191 Pa / 141 Pa	2,09 m/s	592x592x48/3/E	592x287x48/3/E	
* Filter Energy Performance; preferably energy classification					
* Frame sealing applied.					
ACCESSORIES (M2)					
Lightening, Observation Glass, Manometer Pressure Gauge					



	TECHNICAL DATA			
	Date	21.08.2020	Rev. Date	24.09.2020
	Project ID	4157	Tracking Number	4126
	Project Name	J Prime 25 Selection		
AHUSEL V.	2.2,3,17 15.08.2020	AHU Name	J Prime 25 120 1RH 3RC - (1 QTY)	
BSK	3/8	AHU Model	JUPITER 16 X 20	



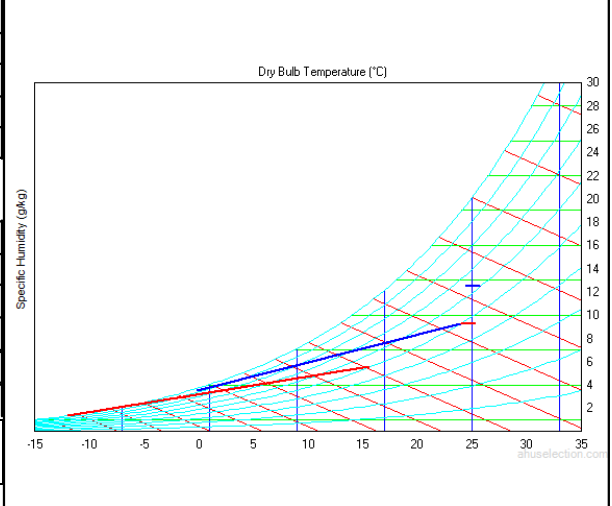
ROTARY HEAT EXCHANGER (M1)

Model	Rpm	Quantity	Section Weight
RRU_ECO-P-E18-1800/1800-1750	15	1	313 kg

	Fresh Air	Exhaust	Capacity	Winter	Summer				
Air Flow	11.750 m³/h	11.750 m³/h		151,59 kW	-5,23 kW				
Air Vel.	2,41 m/s	2,75 m/s		Fresh	Exhau	Fresh	Exhaus		
	Winter		Summer	P.D	127 Pa	151 Pa	162 Pa	151 Pa	
	Effic.	Balan.(*)	Effic.	Balan.(*)	1,2kg/m³	157 Pa	148 Pa	157 Pa	148 Pa
	76,52	76,52	72,94	72,94					

Hum.Effic.	53,52 %	0,00 %						
Air Inlet / Outlet	Winter				Summer			
	Fresh Air		Exhaust		Fresh Air		Exhaust	
	Inlet	Outlet	Inlet	Outlet	Inlet	Outlet	Inlet	Outlet
	DT	-12,00 °	15,55 °C	24,00 °C	-0,12 °C	25,80 °C	24,49 °C	24,00 °C
WT	-12,29 °	10,20 °C	17,07 °C	-0,40 °C	20,16 °C	19,76 °C	17,07 °C	17,52 °C
RH	90,00 %	50,62 %	50,00 %	95,00 %	60,00 %	64,88 %	50,00 %	46,22 %

Condensation Pan	OACF (*)	EATR (%) (*)
	0,00	0,00





<input type="checkbox"/> Frequency Inverter	Size mm	Bypass Damper
	(1.800 x 1.800 x 330) - 1.750	

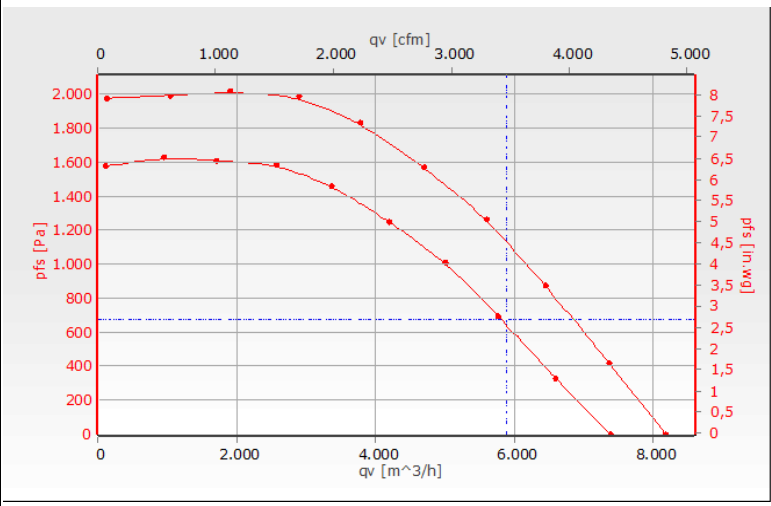
* Efficiency at balanced flow
* OACF: Outdoor Air Correction Factor, EATR: Exhaust Air Transfer Ratio

ACCESSORIES (M1)



	TECHNICAL DATA				
	Date	21.08.2020	Rev. Date	24.09.2020	
	Project ID	4157	Tracking Number	4126	
	Project Name	J Prime 25 Selection			
AHUSEL V.	2.2.3.17 15.08.2020	AHU Name	J Prime_25_120_1RH_3RC - (1 QTY)		
BSK	4/8	AHU Model	JUPITER 16 X 20		

SUPPLY FAN (M4)

Air Flow	5.875 m ³ /h x 2	Fan Model	EBM Papst-R3G355PI9301			Quantity	2	Section Weight	215 kg			
Internal Static Pressure	382 Pa	Motor P./Pha./Volt./Freq.	2,8 kW/3P/400V/50-60Hz			Isolator		Isolator Count				
External Static Pressure	300 Pa	Isolator		Backup Fan		Backup Motor						
Total Static Pressure	682 Pa											
Total Pressure	788 Pa											
System Effect	14 Pa											
Total / Static Efficiency	64,93 / 56,16 %											
Shaft Power / Absorbed Power	1,98 / 2,15 kW x 2	Absorbed Pow.With VFD	2,15 kW x 2									
Fan Speed	2899 rpm (Max.3230 rpm)	Air Density	1,3505 kg/m ³									
Specific Fan Power (SFPe int)	0,46 kW/(m ³ /s)	Sound Power Level (dB)										
Electrical Current	3,11 A x 2 (Max.4,39 A x 2)	Hz	63	125	250	500	1000	2000	4000	8000	LwA-tot	
		SPLm - Outlet Side	66,4	69,3	78,9	76,9	80,1	79,9	80,5	81,4	87,1	dB(A)
		SPLa - Inlet Side	64,0	66,3	77,7	76,8	71,5	73,8	75,1	78,9	82,5	dB(A)



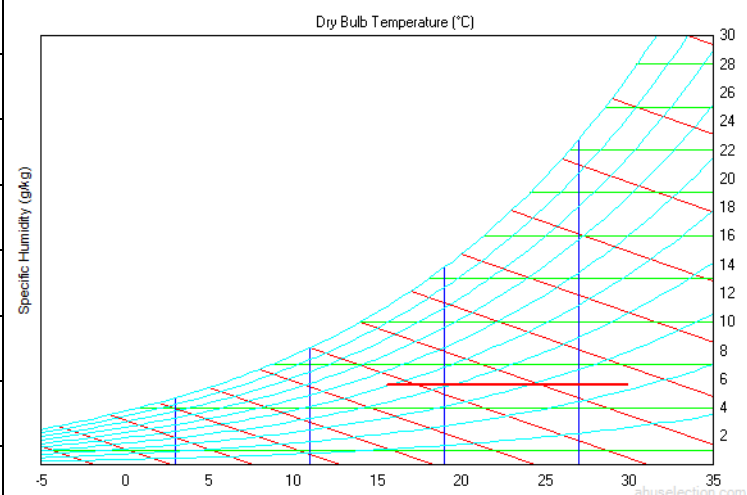

* The fan system effect is taken into account in the fan performance
 * The fan calculated for wet conditions
 * Sfp is calculated based on clean filter & dry coil conditions


ACCESSORIES (M4)

Lightening, Observation Glass	
-------------------------------	---

www.bskhavalandirma.com.tr	Office Tel: +90 216 669 09 70	Factory Tel: +90 216 669 09 70
info@bskhavalandirma.com.tr	Office Fax: +90 216 669 09 72	Factory Fax: +90 216 669 09 72

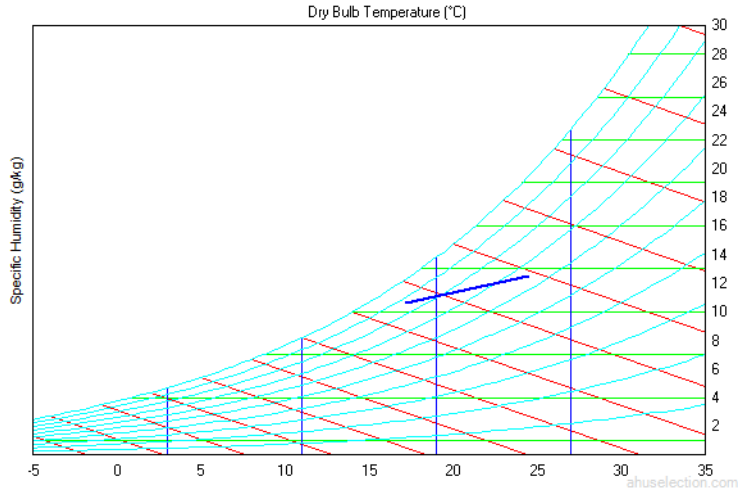


		TECHNICAL DATA					
		Date	21.08.2020	Rev. Date	24.09.2020		
		Project ID	4157	Tracking Number	4126		
		Project Name	J Prime 25 Selection				
AHUSEL V.	2.2.3.17 15.08.2020	AHU Name	J Prime_25_120_1RH_3RC - (1 QTY)				
BSK	5/8	AHU Model	JUPITER 16 X 20				
COIL (Heating) (M6)							
Air Flow	Capacity / Sensible	Required Cap.	Face Vel.	Quantity	Tube Mat.	Fin Mat.	Section Weight
11.750 m³/h	57,63/57,63 kW		2,23 m/s	1	Copper	Aluminium	94 kg
Coil Code			Tube Thickness	Fin Thickness	Mixing Ratio		
32 x 28 12 28T 1R 1650A 1.8P 7NC			0,35 mm	0,1 mm	%		
Droplet Elimin. / Press. Drop		Condensation Pan / Hmin U-Trap		Size (W x H x L) mm	Conn. Material	Frame Material	
				1.650 x 889 x 110	Steel	Galvanized Steel	
Fluid Kind	Fluid In / Out						
WATER	70/50 °C						
Air Inlet Drybulb Temperature	Air Outlet Drybulb Temperature						
15,55 °C	29,88 °C						
Air Inlet Wetbulb Temperature	Air Outlet Wetbulb Temperature						
10,20 °C	15,91 °C						
Air Inlet Relative Humidity	Air Outlet Relative Humidity						
50,62 %	21,20 %						
Air Inlet - Outlet Enthalpy	Fluid Flow / Vol. Flow						
29,64 - 44,21 kJ/kg	2.478 kg/h / 2.535 dm³/h						
Air Press.Drop	Fluid Press.Drop / Fluid Velocity						
27 Pa	13,85 kPa / 0,92 m/s						
Coil Surface Area	Tube Inner Volume						
40,76 m²	6,35 L						
Manifold / Conn.QTY	Conn.Direction						
1 / 1	Right						
Connection Sizes			Air Condensation	Hygienic	Blygold		
33,2 / 33,2 mm (1" DN25 / 1" DN25)			0,00 l/h				
Bypass Damper							
ACCESSORIES (M6)							

		TECHNICAL DATA			
		Date	21.08.2020	Rev. Date	24.09.2020
		Project ID	4157	Tracking Number	4126
		Project Name	J Prime 25 Selection		
AHUSEL V.	2.2.3.17 15.08.2020	AHU Name	J Prime_25_120_1RH_3RC - (1 QTY)		
BSK	6/8	AHU Model	JUPITER 16 X 20		



COIL (Cooling) (Wet Surface) (M7)

Air Flow	Capacity / Sensible	Required Cap.	Face Vel.	Quantity	Tube Mat.	Fin Mat.	Section Weight	
11.750 m³/h	46,78/28,37 kW		2,25 m/s	1	Copper	Aluminium	279 kg	
Coil Code	32 x 28 12 28T 3R 1635A 2.8P 14NC		Tube Thickness	0,35 mm		Fin Thickness	Mixing Ratio	
						0,1 mm	%	
Droplet Elimin. / Press. Drop	Polypropylene / 18 Pa / 32,06 kg / QTY:1		Condensation Pan / Hmin U-Trap	Stainless Steel (Connection:Right) (Pressure:Positive) / 69,59 mm		Size (W x H x L) mm	Conn. Material	Frame Material
						1.635 x 889 x 180	Steel	Galvanized Steel
Fluid Kind	WATER		Fluid In / Out	7/12 °C				
Air Inlet Drybulb Temperature	24,49 °C		Air Outlet Drybulb Temperature	17,21 °C				
Air Inlet Wetbulb Temperature	19,76 °C		Air Outlet Wetbulb Temperature	15,75 °C				
Air Inlet Relative Humidity	64,88 %		Air Outlet Relative Humidity	86,26 %				
Air Inlet - Outlet Enthalpy	56,41 - 44,09 kJ/kg		Fluid Flow / Vol. Flow	8.026 kg/h / 8.027 dm³/h				
Air Press.Drop(Wet/Dry)	55 Pa / 43 Pa		Fluid Press.Drop / Fluid Velocity	36,21 kPa / 1,46 m/s				
Coil Surface Area	79,74 m²		Tube Inner Volume	19,83 L				
Manifold / Conn.QTY	1 / 1		Conn.Direction	Right				
Connection Sizes	60,3 / 60,3 mm (2" DN50 / 2" DN50)							
Bypass Damper			Air Condensation		Hygienic			
			26,43 l/h					

ACCESSORIES (M7)

Siphon	
--------	---


FILTER (M3)



Air Flow	Condensation Pan		Hygienic	Spare Filter	Section Weight
11.750 m³/h					229 kg
Filter Type	Initial / Final / Design P.Drop	Air Velocity	Size/Quantity/EC*	Size/Quantity/EC*	Size/Quantity/EC*
M6 Panel	76 Pa / 176 Pa / 126 Pa	2,09 m/s	592x592x48/3/E	592x287x48/3/E	

* Filter Energy Performance; preferably energy classification

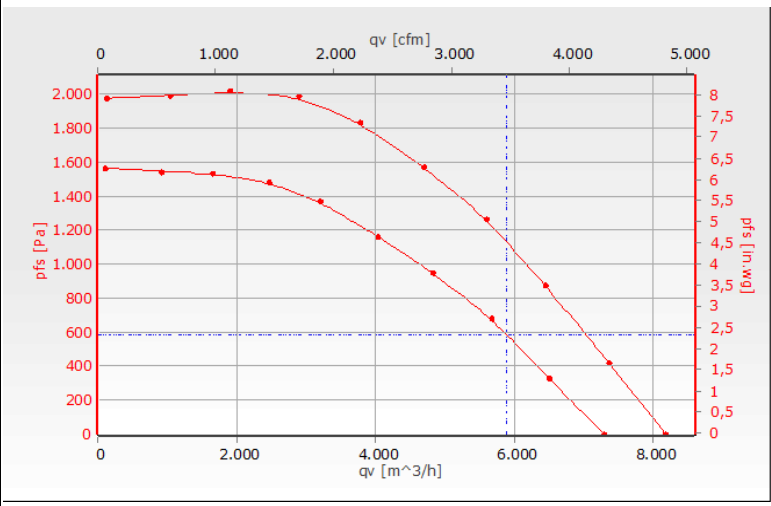
* Frame sealing applied.

ACCESSORIES (M3)

Lightening, Observation Glass, Manometer Pressure Gauge	
---	---

	TECHNICAL DATA				
	Date	21.08.2020	Rev. Date	24.09.2020	
	Project ID	4157	Tracking Number	4126	
	Project Name	J Prime 25 Selection			
AHUSEL V.	2.2.3.17 15.08.2020	AHU Name	J Prime_25_120_1RH_3RC - (1 QTY)		
BSK	7/8	AHU Model	JUPITER 16 X 20		

EXHAUST FAN (M5)

Air Flow	5.875 m ³ /h x 2	Fan Model	EBM Papst-R3G355PI9301		Quantity	2	Section Weight	229 kg				
Internal Static Pressure	292 Pa	Motor P./Pha./Volt./Freq.	2,8 kW/3P/400V/50-60Hz		Isolator		Isolator Count					
External Static Pressure	300 Pa				Backup Fan		Backup Motor					
Total Static Pressure	592 Pa											
Total Pressure	698 Pa											
System Effect	15 Pa											
Total / Static Efficiency	63,67 / 53,97 %											
Shaft Power / Absorbed Power	1,79 / 1,95 kW x 2	Absorbed Pow.With VFD	1,95 kW x 2									
Fan Speed	2834 rpm (Max.3230 rpm)											
	Air Density	1,3505 kg/m ³										
Specific Fan Power (SFPe int)	0,43 kW/(m ³ /s)	Sound Power Level (dB)										
		Hz	63	125	250	500	1000	2000	4000	8000	LwA-tot	
Electrical Current	2,81 A x 2 (Max.4,39 A x 2)	SPLm - Outlet Side	66,8	69,5	78,9	77,3	80,3	79,8	80,6	81,2	87,1	dBA
		SPLa - Inlet Side	64,4	67,3	77,5	76,9	71,5	73,8	75,5	78,8	82,6	dBA

* The fan system effect is taken into account in the fan performance
 * The fan calculated for wet conditions
 * Sfp is calculated based on clean filter & dry coil conditions

ACCESSORIES (M5)

Lightening, Observation Glass	
-------------------------------	---

www.bskhavalandirma.com.tr Office Tel: +90 216 669 09 70 Factory Tel: +90 216 669 09 70
 info@bskhavalandirma.com.tr Office Fax: +90 216 669 09 72 Factory Fax: +90 216 669 09 72

