

TriaAir[®]

Ventilationsanlæg

Tekniske data

J Prime 25_09, 1RH og ROTOR



Varenr.: QA00950150
Med 1RH og ROTOR
(1RH varmefflade maks. 57,63 kW)

Standardfarve: RAL 9002 glans 30 (hvid)





TECHNICAL DATA			
Date	21.08.2020	Rev. Date	21.09.2020
Project ID	4157	Tracking Number	4126
Project Name	Item no. QA00950150		
AHU Name	J Prime_25_09_1RH		
AHU Model	JUPITER 8 X 8		



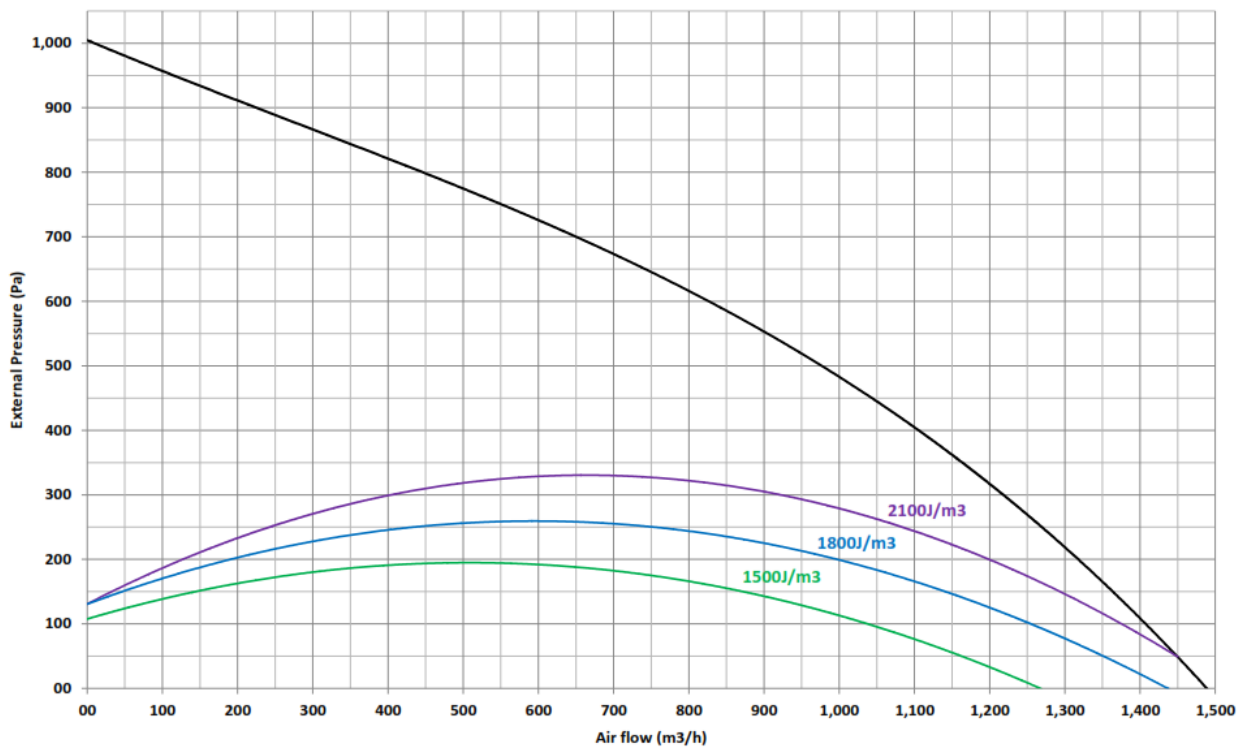
Ecodesign Requirements Table

	Value	2018
Product	JUPITER 25	
Erp	2018	
A Manufacturer	BSK Havalandırma Ekipmanları A.Ş.	
B Model Identifier	JUPITER 8 X 8	
C ErP Code	NRVU - BVU	
D Type Of Drive	Variable Speed Drive (VSD)In	Variable Speed Drive (VSD)Out
E Type Of HRS	Rotary	
HRS Damper	Exists	Exists
F Thermal Efficiency of HRS	82,02 %	82,02 %
G Nominal Flow Rate	0,25 m³/s	0,25 m³/s
H Effective Electrical Power Input	0,22 kW	0,23 kW
I SFPInt	492 W/(m³/s)	446 W/(m³/s)
J Face Velocity	1,19 m/s	1,11 m/s
K Nominal External Drop Δps, Ext	150 Pa	150 Pa
L Internal Pressure Drop Δps, Int Supply Air	260 Pa	260 Pa
Internal Pressure Drop Δps, Int Exhaust Air	269 Pa	269 Pa
M Additional Pressure Drop Δps, Add	30 Pa	30 Pa
N Static Fan Efficiency EC327/2011	49,15 %	49,29 %
O Declared Maximum Ext./Int. Leakage Rate	1,00 %	1,00 %
Leakage Classifications by Eurovent	L1	L1
P Energy Performance Of Filters	A	A
Q Description Of Visual Filter Warning	Manometer Pressure Gauge	Manometer Pressure Gauge
R Casing Sound Power Level (Lwa)	49,7 dBA	49,7 dBA
S Internet Address Of Instructions	www.Termicplus.dk	
Total Dimension mm	W 710 x H 1015 x L 1660	
Supply Airflow	900 m³/h	900 m³/h
Return Airflow	900 m³/h	900 m³/h
Design Outdoor Temp. Summer	(+25,8°C) (Hum. 60%)	
Design Outdoor Temp. Winter	(-12 °C) (Hum. 90%)	
FRESH AIR CONNECTION Air Velocity	2,08 m/s	2,08 m/s
SUPPLY CONNECTION Air Velocity	2,08 m/s	2,08 m/s
RETURN CONNECTION Air Velocity	2,08 m/s	2,08 m/s
EXHAUST CONNECTION Air Velocity	2,08 m/s	2,08 m/s
Total Heating Capacity	3,72 kW	3,72 kW
Fluid Kind for Heating	Water	
Fluid Temp. In / Out (Heating)	70/50 °C	
Total Cooling Capacity		
Fluid Kind for Cooling		
Fluid Temp. In / Out (Cooling)		
Filter Type supply Air	F7 Panel	F7 Panel
Filter Type Return Air	M6 Panel	M6 Panel
Total Weight	352 kg	352 kg

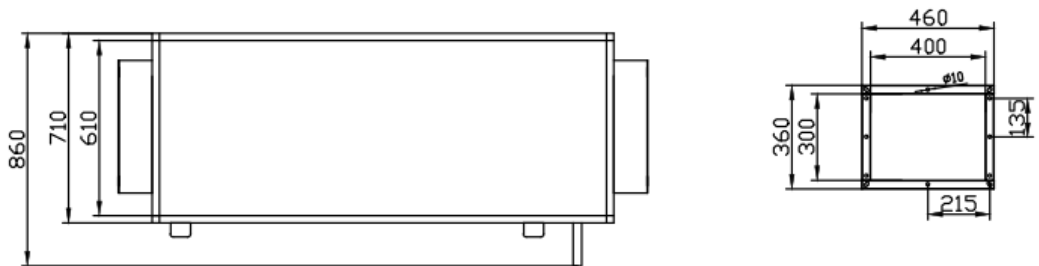
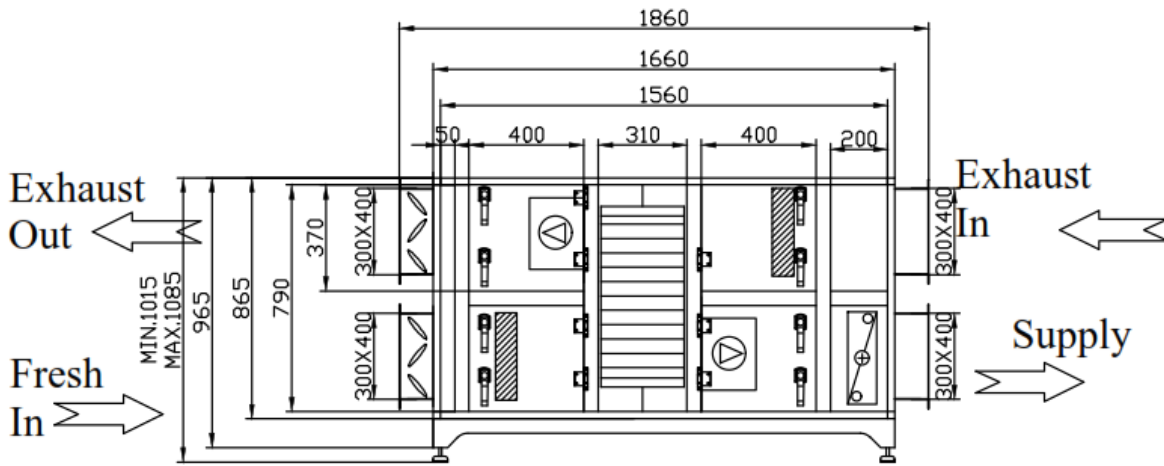
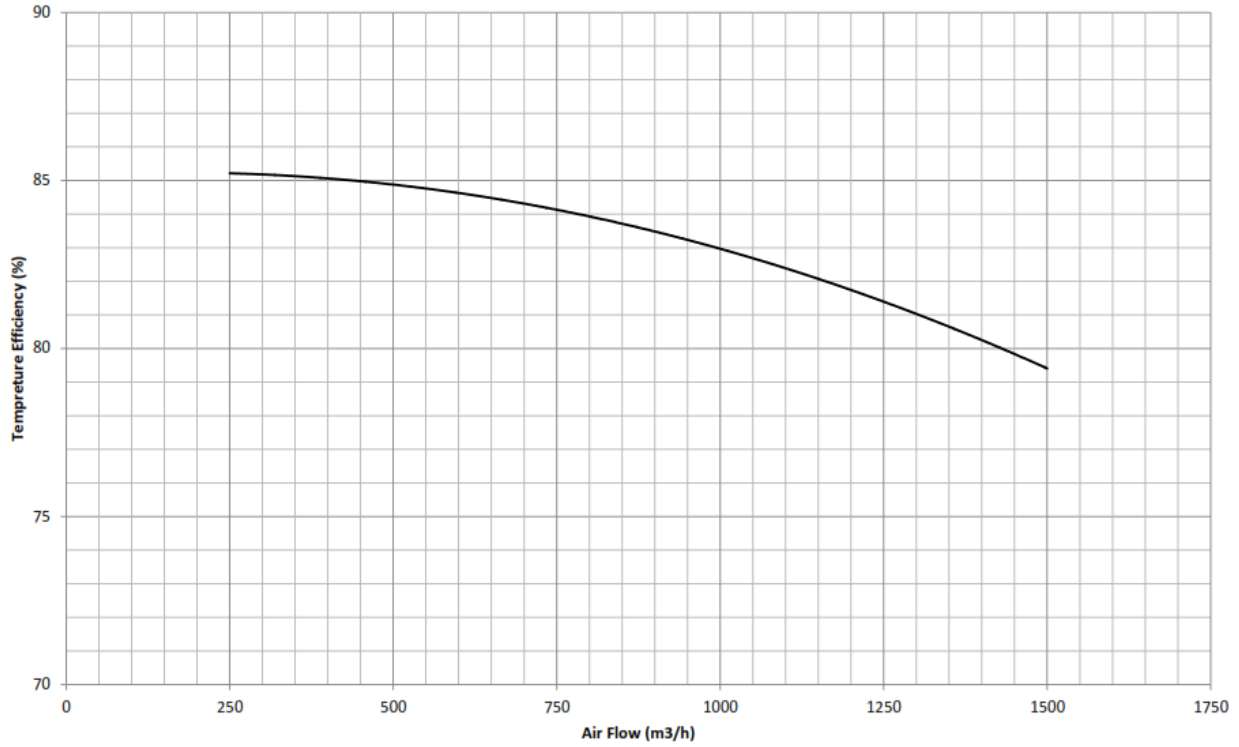
Accessories	Connection possible (Motherboard)	Included in the unit	Overall Total values
Co2 sensor	Yes	No	
Motion Sensor	Yes	No	
Heating Module	Yes	Yes	70/50 °C
Cooling Module	Yes	No	
Hood for supply air	Yes	No	
Hood for Exhaust air	Yes	No	
VAV	Yes	No	
Heating coil valve	Yes	No	
Cooling coil valve	Yes	No	
Electric Pre-heater	Yes	No	
Electric Heater	Yes	No	
Fire/smoke Automatic	Yes	No	
Steam Humidifier (M7)	Yes	No	
Prepared to fire	Yes	No	
Prepared to Smoke	Yes	No	
Motherboard/Display	Yes	Yes	
Kitchen Unit	Yes	No	
Unit Used as a smoke fan	Yes	No	

Air Flow

25_09



Efficiency Jprime 25_09



NOTE: ALL DIMENSIONS ARE MM



ATTESTATION OF CONFORMITY UYGUNLUK ONAYI

Sertifika Numarası / Certificate Number : M.2020.ST.1195.01

Üretici <i>Manufacturer</i>	: BSK Havalandırma Ekipmanları Anonim Şirketi
Üretici Adresi <i>Manufacturer adress</i>	: Mimar Sinan Mah. Basra Cad. No:59 Sultanbeyli İSTANBUL / TÜRKİYE
Ürün Tanımı <i>Product description</i>	: Klima Santrali Standart&Hygienic Air Handling Units
Tip / Model <i>Type / Model</i>	: BSK JUPITER Serisi: 500m ³ /h - 100.000m ³ /h
İlgili Yönetmelikler <i>Related Directives</i>	: 2006/42/AT Makina Emniyeti Yönetmeliği/EK VIII 2006/42/EC Machinery Directive/Annex VIII
İlgili Standartlar <i>Related Standards</i>	: EN ISO 12100,EN ISO 14120,EN ISO 13849-1, EN 60204-1
Denetim Raporu <i>Audit Report</i>	: ST.1195.01

UDEM Adriatic d.o.o. adı ve adresi yukarıda belirtilen firmanın sunduğu teknik dokümanları inceleyerek, belirlenen ürünün Makina Emniyeti Yönetmeliği 2006/42/AT Ek VIII kurallarına uygunluğunu onaylar. Yukarıda belirtilen tiplerdeki ürün üzerine CE işaretini, üreticinin kendi sorumluluğunda hazırlayacağı AT Uygunluk Beyanı ile iliştirebilir. İncelemesi yapılan ürüne ait olan bu belge tasarımın değişmesi halinde geçerliliğini yitirecektir. Bu belgenin geçerliliğini www.udemadriatic.com internet sayfasından kontrol edebilirsiniz. Bu belge sadece yukarıda adı geçen ürün tip/modelleri için geçerlidir. Yukarıda adı geçen firma ve UDEM bu belgelerin bir kopyasını tescil tarihinden itibaren 15 yıl süreyle muhafaza etmelidir. Bu belgenin mülkiyet hakkı UDEM Adriatic d.o.o 'ya aittir ve istenildiğinde iade edilmektedir.

UDEM Adriatic d.o.o. confirms by examining technical documents presented on the part of company which stated title and address below that product is conformable to 2006/42/EC Annex VIII



Machinery Directive regulations, could attach marking on the product with EC Declaration of Conformity prepared by manufacturer in the charge of company. In case of changing this certificate design regarding to product examined, certificate will be expired. Please check validity of this certificate by website www.udemadriatic.com This certificate is valid just for the product type/models stated below. UDEM and Company above mentioned must retain a copy of these certificates for 15 years since the day of registration. This certificate property belongs to UDEM Adriatic d.o.o and if required it must be returned.

Yayın Tarihi / Issue Date : 29.09.2020

Geçerlilik Tarihi / Validity date : 28.09.2021



Udem Adriatic d.o.o

Adres: Radnička cesta 54/R3, Zagreb Croatia

Tel: +385 (1) 4819 601 Faks: +385 (1) 4819 434

E-posta: info@udemadriatic.com Web: www.udemadriatic.com

EC DECLARATION OF CONFORMITY / AT UYGUNLUK BEYANI



We herewith declare / İş bu beyanname ile



BSK HAVALANDIRMA EKİPMANLARI ANONİM ŞİRKETİ

Address: Mimar Sinan Mah. Basra Cad. No:59 Sultanbeyli İSTANBUL / TURKEY

Product Name: Standart&Hygienic Air Handling Units

Model: BSK JUPITER Serisi:500m3/h - 100.000m3/h

Year of Manufacture/ Serial Number: 2020/001

Regulations Applied

We declare that we meet the following directive conditions for the Air Handling Unit that we have assembled and manufactured.

- 2006/42/EC Machinery Directive/Annex VIII

Application Standard

- EN ISO 12100
- EN ISO 14120
- EN ISO 13849-1
- EN 60204-1

Date and Place of Declaration : 28.09.2020/İSTANBUL

Name and Surname :

Deniz Palat

Signature, Stamp




Address/Adres: Mimar Sinan, Basra Cad. No:59 Sultanbeyli / İstanbul

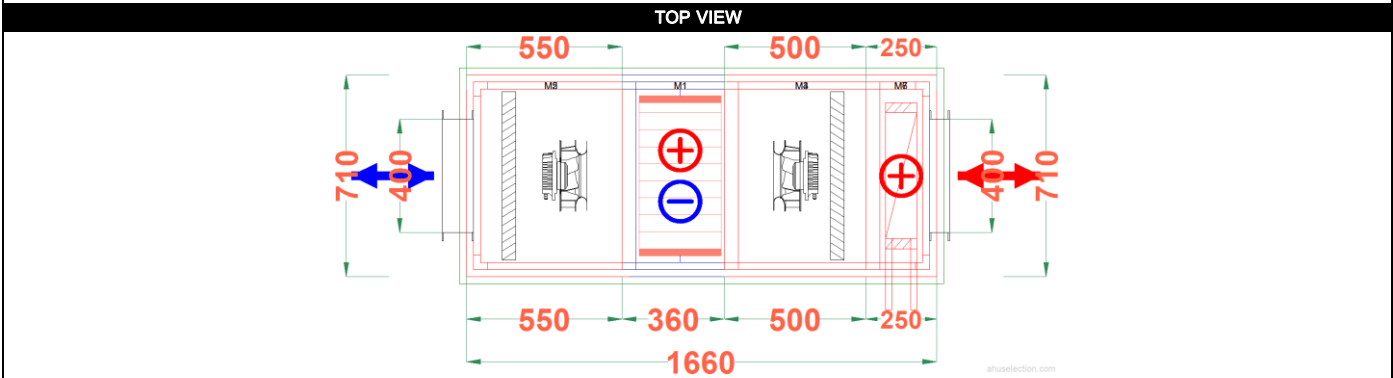
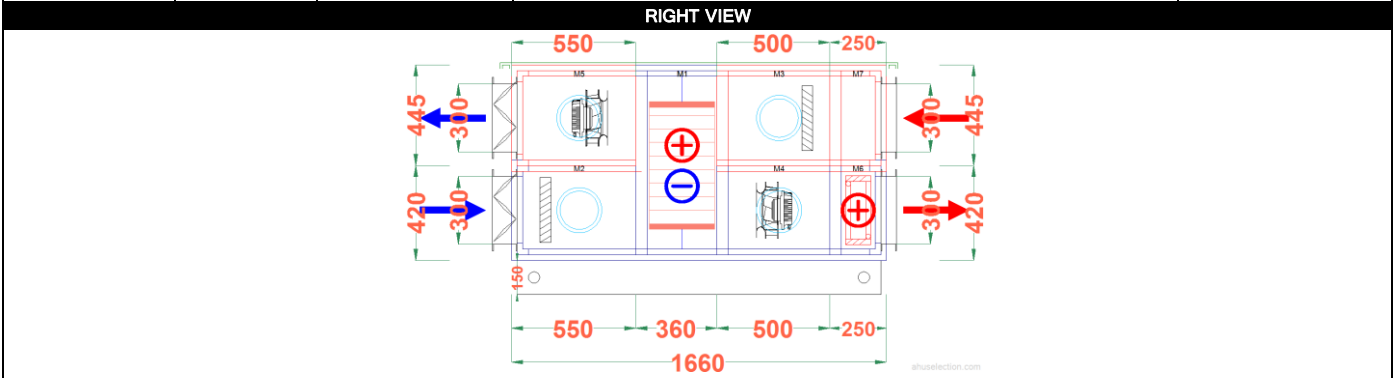
Phone / Telefon: : + 90 216 669 09 70

Mail: info@bskhavalandirma.com

Web : www.bskhavalandirma.com

DECLARATION OF CONFORMITY

	TECHNICAL DATA			
	Date	21.08.2020	Rev. Date	21.09.2020
	Project ID	4157	Tracking Number	4126
	Project Name	J Prime 25 Selection		
AHUSEL V.	2.2.3.17 15.08.2020	AHU Name J Prime_25_09_1RH - (1 QTY)		
BSK	1/7	AHU Model JUPITER 8 X 8		



GENERAL SPECIFICATIONS				
Supply Air Flow	Return Air Flow	Frame	Total Dimensions mm	
900 m³/h	900 m³/h	25 steel profile	W 710 x H 1.015 x L 1.660	
Supply Air Velocity	Return Air Velocity	Insulation Material	Total Weight	
1,19 m/s	1,11 m/s	50 mm Rockwool 70 kg/m³	352 kg	
Coil Air Velocity	Air Density	Outside Sheet Material	Base Height	Roof (Outside)
2,21 m/s	1,3505 kg/m³	0,9 mm Painted Galvanize	150 mm	Sheet
Design Outdoor Temp.(W-S)		Inside Sheet Material	Total Absorbed Power	
(-12°C/90%)-(25,80°C/60%) (Odense)		0,9 mm Galvanize	0,46 kW	
Total Heating Capacity		Total Sensible Capacity	Motor Power(Vent/Asp)	
3,72 kW			0,39 kW / 0,39 kW	
Specific Fan Power(SFP Total)	ErP Compliance	ErP Code	Real Unit CAL Class -400 Pa	Real Unit CAL Class +400 Pa
0,94 kW/(m³/s)	2018	NRVU - BVU	L1	L2

SOUND POWER LEVEL (dB)										
Frequency Hz		125	250	500	1000	2000	4000	8000	LwA-tot	
Airborne Sound Power Level		57,9	52,1	49,2	40,4	35,2	27,2	10,5	49,7	dBA
Air Outlet Induct Sound Power Level		68,7	72,1	72,5	69,9	64,2	60,1	52,3	73,4	dBA
Air Inlet Induct Sound Power Level		66,1	60,5	59,1	54,6	46,1	36,8	26,9	59,6	dBA
Return Air Outlet Induct Sound Power Level		71,0	74,6	74,8	72,1	65,3	61,2	53,5	75,6	dBA
Return Air Inlet Induct Sound Power Level		65,0	59,7	58,3	53,8	45,3	36,2	26,4	58,8	dBA

ACCESSORIES




Lightening, Observation Glass, Manometer Pressure Gauge


Model	CS Class	CAL Class -400 Pa	CAL Class +700 Pa	FBL Class	TT Class	TBF Class	Casing acoustical insulation at 125 Hz [dB]	Casing acoustical insulation at 250 Hz [dB]	Casing acoustical insulation at 500 Hz [dB]	Casing acoustical insulation at 1000 Hz [dB]	Casing acoustical insulation at 2000 Hz [dB]	Casing acoustical insulation at 4000 Hz [dB]	Casing acoustical insulation at 8000 Hz [dB]
JUPITER*	D2	L1	L1	F9	T2	TB2	18,4	27,2	30,1	35,4	33,3	36,5	43,9

*These results obtained according to Eurovent modelbox test.

www.bskhavalandirma.com.tr	Office Tel:	+90 216 669 09 70	Factory Tel:	+90 216 669 09 70
info@bskhavalandirma.com.tr	Office Fax:	+90 216 669 09 72	Factory Fax:	+90 216 669 09 72



		TECHNICAL DATA				
		Date	21.08.2020	Rev. Date	21.09.2020	
		Project ID	4157	Tracking Number	4126	
		Project Name	J Prime 25 Selection			
AHUSEL V.	2.2.3.17 15.08.2020	AHU Name	J Prime_25_09_1RH - (1 QTY)			
BSK	2/7	AHU Model	JUPITER 8 X 8			
FRESH AIR CONNECTION						
Connection Type		Control Type		Pressure Drop		
Gear Damper		Automatic (LM230ASR)		0 Pa		
Airflow		Dimensions		Air Velocity		
900 m³/h		W 400 mm x H 300 mm		2,08 m/s		
SUPPLY CONNECTION						
Connection Type		Control Type		Pressure Drop		
Flange				0 Pa		
Airflow		Dimensions		Air Velocity		
900 m³/h		W 400 mm x H 300 mm		2,08 m/s		
RETURN CONNECTION						
Connection Type		Control Type		Pressure Drop		
Flange				0 Pa		
Airflow		Dimensions		Air Velocity		
900 m³/h		W 400 mm x H 300 mm		2,08 m/s		
EXHAUST CONNECTION						
Connection Type		Control Type		Pressure Drop		
Gear Damper		Automatic (LM230ASR)		0 Pa		
Airflow		Dimensions		Air Velocity		
900 m³/h		W 400 mm x H 300 mm		2,08 m/s		
FILTER (M2)						
Airflow	Condensation Pan			Spare Filter	Section Weight	
900 m³/h					67 kg	
Filter Type	Initial / Final / Design P.Drop	Air Velocity	Size/Quantity/EC*	Size/Quantity/EC*	Size/Quantity/EC*	Size/Quantity/EC*
F7 Panel	18 Pa / 54 Pa / 36 Pa	1,47 m/s	592x287x48/1/A			
* Filter Energy Performance; preferably energy classification						
* Frame sealing applied.						
ACCESSORIES (M2)						
Lightening, Observation Glass, Manometer Pressure Gauge						

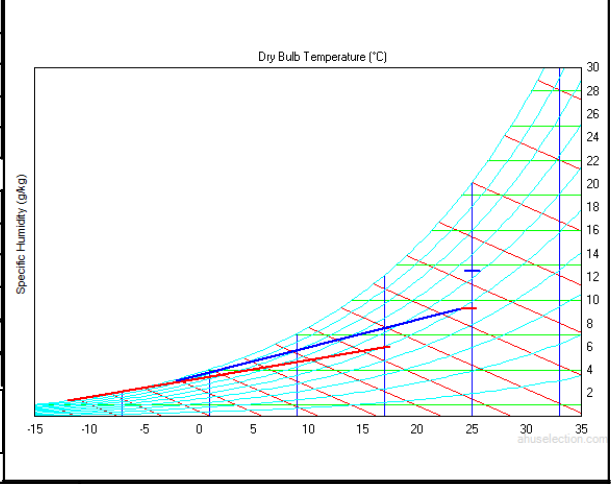
	TECHNICAL DATA			
	Date	21.08.2020	Rev. Date	21.09.2020
	Project ID	4157	Tracking Number	4126
	Project Name	J Prime 25 Selection		
AHUSEL V.	2.2.3.17 15.08.2020	AHU Name	J Prime 25_09 1RH - (1 QTY)	
BSK	3/7	AHU Model	JUPITER 8 X 8	



ROTARY HEAT EXCHANGER (M1)

Model	RRU_ECO-P-E14-565/565-515	Rpm	15	Quantity	1	Section Weight	70 kg
-------	---------------------------	-----	----	----------	---	----------------	-------

	Fresh Air	Exhaust	Capacity	Winter	Summer				
Airflow	900 m³/h	900 m³/h		12,59 kW	-0,43 kW				
Air Vel.	2,13 m/s	2,44 m/s		Fresh	Exhau	Fresh	Exhaus		
	Winter		Summer	P.D	182 Pa	216 Pa	231 Pa	216 Pa	
	Effic.	Balan.(*)	Effic.	Balan.(*)	1,2kg/m³	224 Pa	212 Pa	224 Pa	212 Pa
	82,02	82,02	78,75	78,75					
Air Inlet / Outlet	Winter				Summer				
	Fresh Air		Exhaust		Fresh Air		Exhaust		
	Inlet	Outlet	Inlet	Outlet	Inlet	Outlet	Inlet	Outlet	
	DT	-12,00 °	17,53 °C	24,00 °C	-2,07 °C	25,80 °C	24,38 °C	24,00 °C	25,42 °C
WT	-12,29 °	11,57 °C	17,07 °C	-2,32 °C	20,16 °C	19,72 °C	17,07 °C	17,56 °C	
RH	90,00 %	48,62 %	50,00 %	95,00 %	60,00 %	65,29 %	50,00 %	45,93 %	



Condensation Pan	OACF (*)	EATR (%) (*)
	0,00	0,00

<input type="checkbox"/> Frequency Inverter	Size mm (565 x 565 x 290) - 515	Bypass Damper
---	------------------------------------	---------------


* Efficiency at balanced flow
* OACF: Outdoor Air Correction Factor, EATR: Exhaust Air Transfer Ratio

ACCESSORIES (M1)



www.bskhavalandirma.com.tr Office Tel: +90 216 669 09 70 Factory Tel: +90 216 669 09 70
info@bskhavalandirma.com.tr Office Fax: +90 216 669 09 72 Factory Fax: +90 216 669 09 72



		TECHNICAL DATA			
		Date	21.08.2020	Rev. Date	21.09.2020
Project ID	4157	Tracking Number	4126		
Project Name	J Prime 25 Selection				
AHUSEL V.	2.2.3.17 15.08.2020	AHU Name	J Prime_25_09_1RH - (1 QTY)		
BSK	4/7	AHU Model	JUPITER 8 X 8		



SUPPLY FAN (M4)

Airflow	900 m³/h	Fan Model	EBM Papst-R3G250RO0671		Quantity	1	Section Weight	45 kg				
Internal Static Pressure	260 Pa	Motor P./Pha./Volt./Freq.	0,39 kW/1P/230V/50-60Hz		Isolator		Isolator Count					
External Static Pressure	150 Pa				Backup Fan		Backup Motor					
Total Static Pressure	410 Pa											
Total Pressure	440 Pa											
System Effect	26 Pa											
Total / Static Efficiency	52,79 / 49,15 %											
Shaft Power / Absorbed Power	0,21 / 0,23 kW											
Fan Speed	2593 rpm (Max.3400 rpm)	Absorbed Pow.With VFD	0,23 kW									
		Air Density	1,3505 kg/m³									
Specific Fan Power (SFPe int)	0,49 kW/(m³/s)	Sound Power Level (dB)										
Electrical Current	0,99 A (Max.1,84 A)	Hz	63	125	250	500	1000	2000	4000	8000	LwA-tot	
		SPLm - Outlet Side	68,6	65,7	67,5	70,7	71,9	67,2	63,6	56,1	75,1	dBA
		SPLa - Inlet Side	63,6	60,7	62,5	65,7	66,9	62,2	58,6	51,1	70,1	dBA



* The fan system effect is taken into account in the fan performance
 * The fan calculated for wet conditions
 * Sfp is calculated based on clean filter & dry coil conditions

ACCESSORIES (M4)

Lightening, Observation Glass	
-------------------------------	---

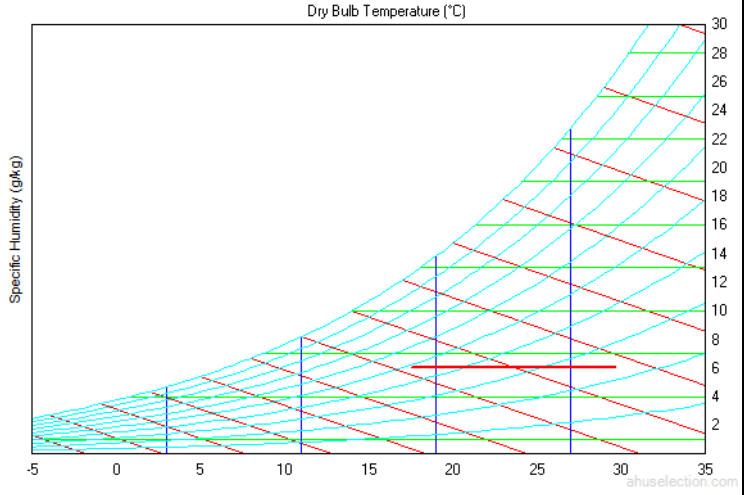
www.bskhavalandirma.com.tr Office Tel: +90 216 669 09 70 Factory Tel: +90 216 669 09 70
 info@bskhavalandirma.com.tr Office Fax: +90 216 669 09 72 Factory Fax: +90 216 669 09 72



	TECHNICAL DATA				
	Date	21.08.2020	Rev. Date	21.09.2020	
	Project ID	4157	Tracking Number	4126	
	Project Name	J Prime 25 Selection			
AHUSEL V.	2.2.3.17 15.08.2020	AHU Name	J Prime_25_09_1RH - (1 QTY)		
BSK	5/7	AHU Model	JUPITER 8 X 8		

COIL (Heating) (M6)

Airflow	Capacity / Sensible	Required Cap.	Face Vel.	Quantity	Tube Mat.	Fin Mat.	Section Weight	
900 m³/h	3,72/3,72 kW		2,21 m/s	1	Copper	Aluminium	41 kg	
Coil Code	25 x 22 3/8 10T 1R 445A 2.1P 1NC			Tube Thickness	0,32 mm	Fin Thickness	0,1 mm	
Droplet Elimin. / Press. Drop	Condensation Pan / Hmin U-Trap			Size (W x H x L) mm	445 x 254 x 110		Mixing Ratio	%
Fluid Kind	WATER			Fluid In / Out	70/50 °C			
Air Inlet Drybulb Temperature	17,53 °C			Air Outlet Drybulb Temperature	29,68 °C			
Air Inlet Wetbulb Temperature	11,57 °C			Air Outlet Wetbulb Temperature	16,28 °C			
Air Inlet Relative Humidity	48,62 %			Air Outlet Relative Humidity	23,37 %			
Air Inlet - Outlet Enthalpy	32,92 - 45,28 kJ/kg			Fluid Flow / Vol. Flow	159,8 kg/h / 163,5 dm³/h			
Air Press.Drop	16 Pa			Fluid Press.Drop / Fluid Velocity	5,26 kPa / 0,66 m/s			
Coil Surface Area	2,20 m²			Tube Inner Volume	0,47 L			
Manifold / Conn.QTY	1 / 1			Conn.Direction	Right			
Connection Sizes	21,3 / 21,3 mm (1/2" DN15 / 1/2" DN15)			Air Condensation	0,00 l/h		Hygienic	



ACCESSORIES (M6)

EMPTY SECTION (M7)

Airflow	Droplet Eliminator	Condensation Pan	Pressure Drop	Section Weight
900 m³/h			0 Pa	32 kg

ACCESSORIES (M7)



FILTER (M3)

Airflow	Condensation Pan				Spare Filter	Section Weight
900 m³/h						40 kg
Filter Type	Initial / Final / Design P.Drop	Air Velocity	Size/Quantity/EC*	Size/Quantity/EC*	Size/Quantity/EC*	Size/Quantity/EC*
M6 Panel	12 Pa / 36 Pa / 24 Pa	1,47 m/s	592x287x48/1/A			


* Filter Energy Performance; preferably energy classification

* Frame sealing applied.

ACCESSORIES (M3)

Lightening, Observation Glass, Manometer Pressure Gauge



	TECHNICAL DATA			
	Date	21.08.2020	Rev. Date	21.09.2020
	Project ID	4157	Tracking Number	4126
	Project Name	J Prime 25 Selection		
AHUSEL V.	2.2.3.17 15.08.2020	AHU Name	J Prime_25_09_1RH - (1 QTY)	
BSK	6/7	AHU Model	JUPITER 8 X 8	



EXHAUST FAN (M5)

Airflow	900 m³/h	Fan Model	EBM Papst-R3G250RO0671		Quantity	1	Section Weight	58 kg				
Internal Static Pressure	269 Pa	Motor P./Pha./Volt./Freq.	0,39 kW/1P/230V/50-60Hz		Isolator		Isolator Count					
External Static Pressure	150 Pa				Backup Fan		Backup Motor					
Total Static Pressure	419 Pa											
Total Pressure	449 Pa											
System Effect	29 Pa											
Total / Static Efficiency	52,86 / 49,29 %											
Shaft Power / Absorbed Power	0,21 / 0,23 kW	Absorbed Pow.With VFD	0,23 kW									
Fan Speed	2611 rpm (Max.3400 rpm)											
	Air Density	1,3505 kg/m³										
Specific Fan Power (SFPe int)	0,45 kW/(m³/s)	Sound Power Level (dB)										
		Hz	63	125	250	500	1000	2000	4000	8000	LwA-tot	
Electrical Current	1,00 A (Max.1,84 A)	SPLm - Outlet Side	68,8	65,9	67,8	70,9	72,1	67,3	63,8	56,3	75,2	dBa
		SPLa - Inlet Side	63,8	60,9	62,8	65,9	67,1	62,3	58,8	51,3	70,2	dBa

* The fan system effect is taken into account in the fan performance
 * The fan calculated for wet conditions
 * Sfp is calculated based on clean filter & dry coil conditions

ACCESSORIES (M5)

Lightening, Observation Glass	
-------------------------------	---

www.bskhavalandirma.com.tr	Office Tel: +90 216 669 09 70	Factory Tel: +90 216 669 09 70
info@bskhavalandirma.com.tr	Office Fax: +90 216 669 09 72	Factory Fax: +90 216 669 09 72

